

## anti- DSG2 antibody

### Product Information

Catalog No.:	FNab10768
Size:	100µg
Form:	liquid
Purification:	Immunogen affinity purified
Purity:	≥95% as determined by SDS-PAGE
Host:	Rabbit
Clonality:	polyclonal
IsoType:	IgG
Storage:	PBS with 0.02% sodium azide and 50% glycerol pH 7.3, -20°C for 12 months (Avoid repeated freeze / thaw cycles.)

### Background

Component of intercellular desmosome junctions. Involved in the interaction of plaque proteins and intermediate filaments mediating cell-cell adhesion.

### Immunogen information

Immunogen:	desmoglein 2
Synonyms:	ARVC10, ARVD10, Cadherin family member 5, CDHF5, desmoglein 2, DSG2, HDGC
Observed MW:	150 kDa
Uniprot ID :	Q14126

### Application

Reactivity:	Human, Mouse, Rat
Tested Application:	ELISA, WB, IHC, IF
Recommended dilution:	WB: 1:500-1:2000; IHC: 1:50-1:500; IF: 1:50-1:100
Image:	

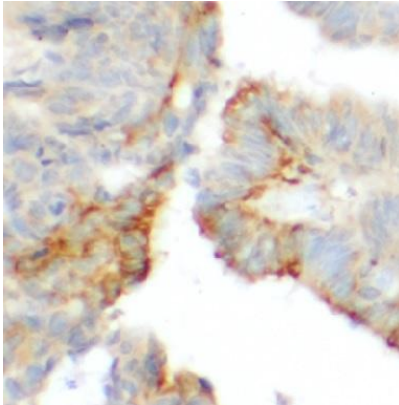
### Wuhan Fine Biotech Co., Ltd.

B9 Bld, High-Tech Medical Devices Park, No. 818 Gaoxin Ave. East Lake High-Tech Development Zone. Wuhan, Hubei, China(430206)

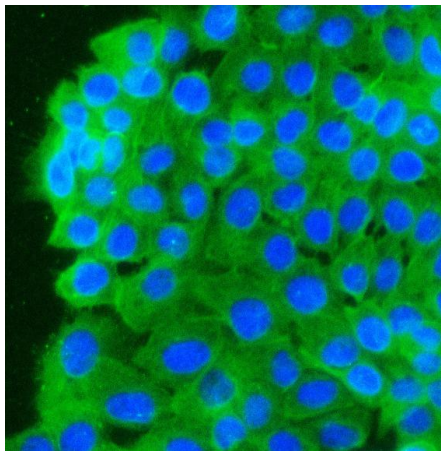
Tel : (0086)027-87384275

Fax: (0086)027-87800889

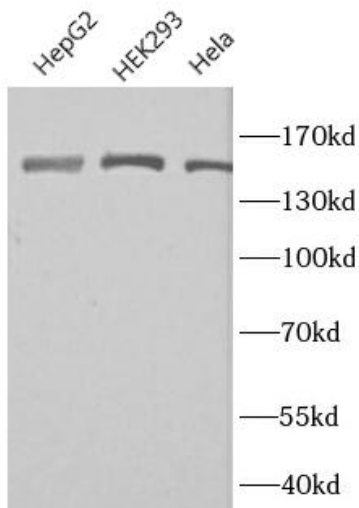
[www.fn-test.com](http://www.fn-test.com)



Immunohistochemistry of paraffin-embedded human colon cancer tissue slide using FNab10768(DSG2 antibody) at dilution of 1:100



Immunofluorescent analysis of A431 cells using FNab10768(DSG2 antibody) at dilution of 1:100.



Various lysates were subjected to SDS PAGE followed by western blot with FNab10768(DSG2 antibody) at dilution of 1:1000