

anti- ikke antibody

Product Information

Catalog No.:	FNab10232
Size:	100µg
Form:	liquid
Purification:	Immunogen affinity purified
Purity:	≥95% as determined by SDS-PAGE
Host:	Rabbit
Clonality:	polyclonal
Clone ID:	None
IsoType:	IgG
Storage:	PBS with 0.02% sodium azide and 50% glycerol pH 7.3, -20°C for 12 months (Avoid repeated freeze / thaw cycles.)

Background

None

Immunogen information

Immunogen:	Inhibitor of nuclear factor kappa-B kinase subunit epsilon
Synonyms:	IKKE, IKKI, KIAA0151
Observed MW:	80 kDa
Uniprot ID :	Q14164

Application

Reactivity:	Human, rat
Tested Application:	ELISA, WB, IHC, IF
Recommended dilution:	WB: 1:500-1:2000; IHC: 1:50-1:500; IF: 1:50-1:200
Image:	

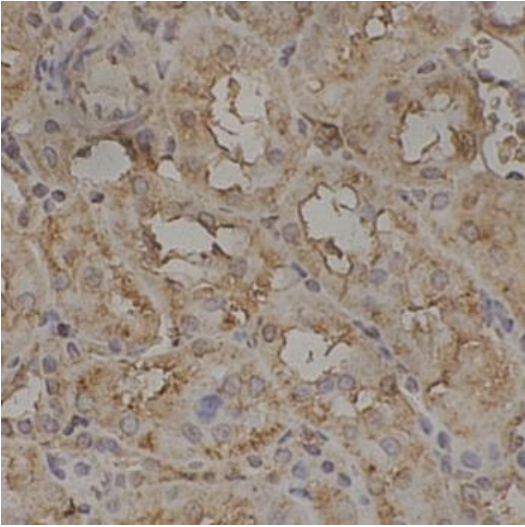
Wuhan Fine Biotech Co., Ltd.

B9 Bld, High-Tech Medical Devices Park, No. 818 Gaoxin Ave. East Lake High-Tech Development Zone. Wuhan, Hubei, China(430206)

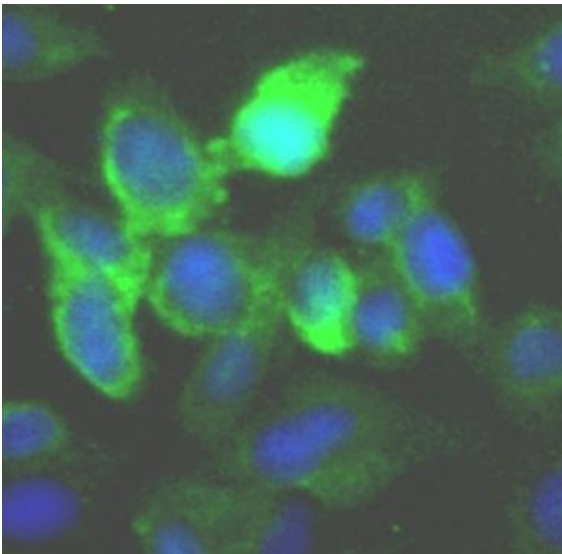
Tel : (0086)027-87384275

Fax: (0086)027-87800889


www.fn-test.com



Immunohistochemistry of paraffin-embedded Rat kidney tissue slide using FNab10232(ikke antibody) at dilution of 1:200



Immunofluorescent analysis of U2OS cells using ikke antibody(FNab10232) at 1:50 dilution.



HL60 cells were subjected to SDS PAGE followed by western blot with FNab10232(ikke antibody) at dilution of 1:1000