

anti- ATP2A2 antibody

Product Information

Catalog No.:	FNab09918
Size:	100µg
Form:	liquid
Purification:	Immunogen affinity purified
Purity:	≥95% as determined by SDS-PAGE
Host:	Rabbit
Clonality:	polyclonal
Clone ID:	None
IsoType:	IgG
Storage:	PBS with 0.02% sodium azide and 50% glycerol pH 7.3, -20°C for 12 months (Avoid repeated freeze / thaw cycles.)

Background

This gene encodes one of the SERCA Ca(2+)-ATPases, which are intracellular pumps located in the sarcoplasmic or endoplasmic reticula of muscle cells. This enzyme catalyzes the hydrolysis of ATP coupled with the translocation of calcium from the cytosol into the sarcoplasmic reticulum lumen, and is involved in regulation of the contraction/relaxation cycle. Mutations in this gene cause Darier-White disease, also known as keratosis follicularis, an autosomal dominant skin disorder characterized by loss of adhesion between epidermal cells and abnormal keratinization. Alternative splicing results in multiple transcript variants encoding different isoforms.

Immunogen information

Immunogen:	ATP2A2
Synonyms:	ATP2B, DAR, DD, SERCA2
Observed MW:	110 kDa
Uniprot ID :	P16615

Application

1

Wuhan Fine Biotech Co., Ltd.

B9 Bld, High-Tech Medical Devices Park, No. 818 Gaoxin Ave. East Lake High-Tech Development Zone. Wuhan, Hubei, China(430206)

Tel : (0086)027-87384275

Fax: (0086)027-87800889

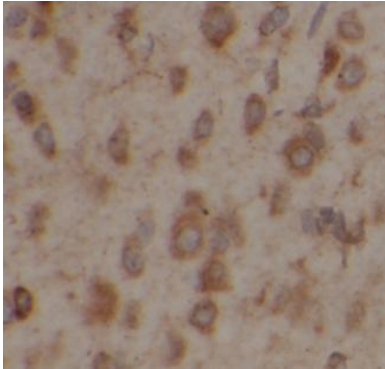
www.fn-test.com

Reactivity: Human, Mouse, Rat

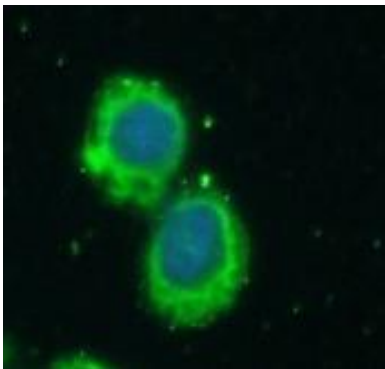
Tested Application: ELISA, WB, IHC, IF

Recommended dilution: WB: 1:500 - 1:2000; IHC: 1:50 - 1:200; IF: 1:50 - 1:100


Image:



Immunohistochemistry of paraffin-embedded mouse brain using FNab09918(ATP2A2 antibody) at dilution of 1:100



Immunofluorescence analysis of HeLa cells using FNab09918(ATP2A2 antibody). Blue: DAPI for nuclear staining.



MCF7 cells were subjected to SDS PAGE followed by western blot with FNab09918(ATP2A2 Antibody) at dilution of 1:1000

Wuhan Fine Biotech Co., Ltd.

B9 Bld, High-Tech Medical Devices Park, No. 818 Gaoxin Ave. East Lake High-Tech Development Zone. Wuhan, Hubei, China(430206)

Tel : (0086)027-87384275

Fax: (0086)027-87800889

www.fn-test.com