

anti- TSH Beta antibody

Product Information

| | |
|---------------|---|
| Catalog No.: | FNab09807 |
| Size: | 100µg |
| Form: | liquid |
| Purification: | Immunogen affinity purified |
| Purity: | ≥95% as determined by SDS-PAGE |
| Host: | Rabbit |
| Clonality: | polyclonal |
| Clone ID: | None |
| IsoType: | IgG |
| Storage: | PBS with 0.02% sodium azide and 50% glycerol pH 7.3, -20°C for 12 months (Avoid repeated freeze / thaw cycles.) |

Background

The four human glycoprotein hormones chorionic gonadotropin (CG), luteinizing hormone (LH), follicle stimulating hormone (FSH), and thyroid stimulating hormone (TSH) are dimers consisting of alpha and beta subunits that are associated noncovalently. The alpha subunits of these hormones are identical, however, their beta chains are unique and confer biological specificity. Thyroid stimulating hormone functions in the control of thyroid structure and metabolism. The protein encoded by this gene is the beta subunit of thyroid stimulating hormone. Mutations in this gene are associated with congenital central and secondary hypothyroidism and Hashimoto's thyroiditis. Alternative splicing of this gene results in multiple transcript variants.

Immunogen information

| | |
|--------------|--|
| Immunogen: | TSHB |
| Synonyms: | CHNG4, Thyrotropin alfa, Thyrotropin beta chain, Thyrotropin subunit beta, TSH B, TSH BETA, TSHB |
| Observed MW: | 16 kDa |
| UniprotID : | P01222 |

Wuhan Fine Biotech Co., Ltd.

B9 Bld, High-Tech Medical Devices Park, No. 818 GaoxinAve. East Lake High-Tech Development Zone. Wuhan, Hubei, China(430206)

Tel : (0086)027-87384275

Fax: (0086)027-87800889 www.fn-test.com

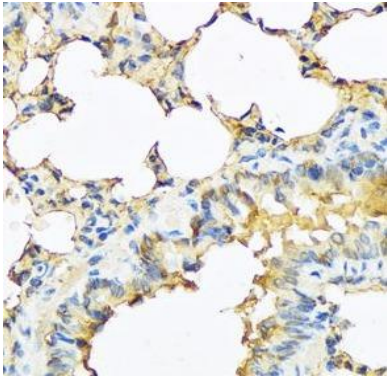
Application

Reactivity: Human, Mouse

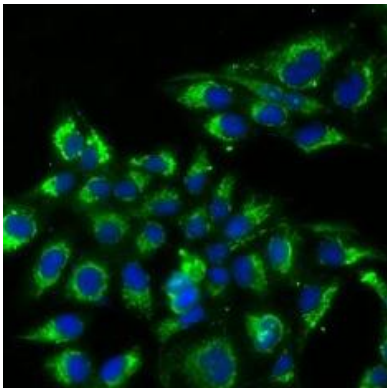
Tested Application: ELISA, WB, IHC, IF

Recommended dilution: WB: 1:500 - 1:2000; IHC: 1:50 - 1:100; IF: 1:50 - 1:100

Image:



Immunohistochemistry of paraffin-embedded mouse lung tissue slide using FNab09807(TSH beta antibody) at dilution of 1:100




Immunofluorescence analysis of U2OS cells using FNab09807(TSH beta antibody). Blue: DAPI for nuclear staining.

Wuhan Fine Biotech Co., Ltd.

B9 Bld, High-Tech Medical Devices Park, No. 818 GaoxinAve. East Lake High-Tech Development Zone. Wuhan, Hubei, China(430206)

Tel : (0086)027-87384275

Fax: (0086)027-87800889 www.fn-test.com



HT-29 cell lysate were subjected to SDS PAGE followed by western blot with FNab09807(TSHB antibody) at dilution of 1:500

Wuhan Fine Biotech Co., Ltd.

B9 Bld, High-Tech Medical Devices Park, No. 818 GaoxinAve.East Lake High-Tech Development Zone.Wuhan, Hubei, China(430206)

Tel :(0086)027-87384275

Fax: (0086)027-87800889 www.fn-test.com