

anti- ZNF238 antibody

Product Information

Catalog No.:	FNab09671
Size:	100µg
Form:	liquid
Purification:	Immunogen affinity purified
Purity:	≥95% as determined by SDS-PAGE
Host:	Rabbit
Clonality:	polyclonal
Clone ID:	None
IsoType:	IgG
Storage:	PBS with 0.02% sodium azide and 50% glycerol pH 7.3, -20°C for 12 months (Avoid repeated freeze / thaw cycles.)

Background

ZNF238 is a member of the BTB/POZ-ZF protein family, which involve in development and cancer formation, for example BCL-6, PLZF, and HIC-1. It's a transcriptional repressor involve in myogenesis and brain development. By directly repressing the expression of two skeletal myogenesis inhibitors, ID2 and ID3, ZNF238 plays a key role in myogenesis. It can control cell division of progenitor cells and regulating the survival of postmitotic cortical neurons. Besides, ZNF238 involves in the organization of nuclear chromosomes, for its specific binding to the consensus DNA sequence that contains the E box core, and recruiting chromatin remodeling multiprotein complex. ZNF238 proteins has apparent molecular masses of 60 and 48 kD. Specific binding is found for a 60-kDa band which corresponds to the full length of RP58 protein. In addition, a 48-kDa band, thought to be the truncated form 2 is detected(PMID: 9756912).

Immunogen information

Immunogen:	zinc finger protein 238
Synonyms:	58 kDa repressor protein, C2H2 171, RP58, TAZ 1, TAZ1, Transcriptional repressor RP58, ZBTB18, ZFP238, zinc finger protein 238, Zinc finger protein C2H2 171, ZNF238
Observed MW:	48 kDa
Uniprot ID :	Q99592

1

Wuhan Fine Biotech Co., Ltd.

B9 Bld, High-Tech Medical Devices Park, No. 818 Gaoxin Ave. East Lake High-Tech Development Zone. Wuhan, Hubei, China(430206)

Tel : (0086)027-87384275

Fax: (0086)027-87800889

www.fn-test.com

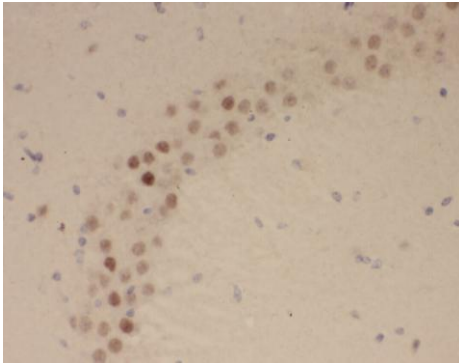
Application

Reactivity: Human, Mouse, Rat

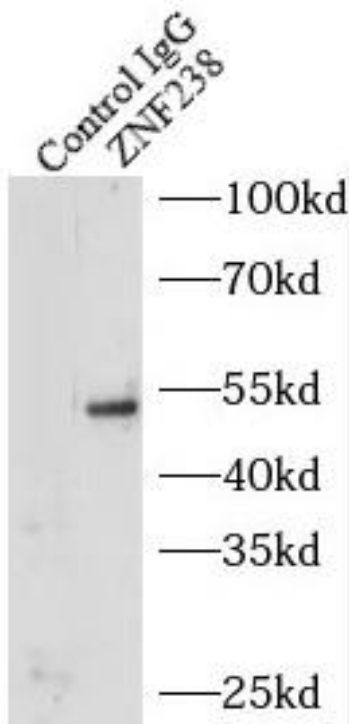
Tested Application: ELISA, WB, IP, IHC

Recommended dilution: WB: 1:500-1:5000; IP: 1:500-1:5000; IHC: 1:20-1:200

Image:



Immunohistochemistry of paraffin-embedded mouse brain tissue slide using FNab09671(ZNF238 Antibody) at dilution of 1:50



IP result of anti-ZNF238 (FNab09671 for IP and Detection) with mouse cerebellum tissue.

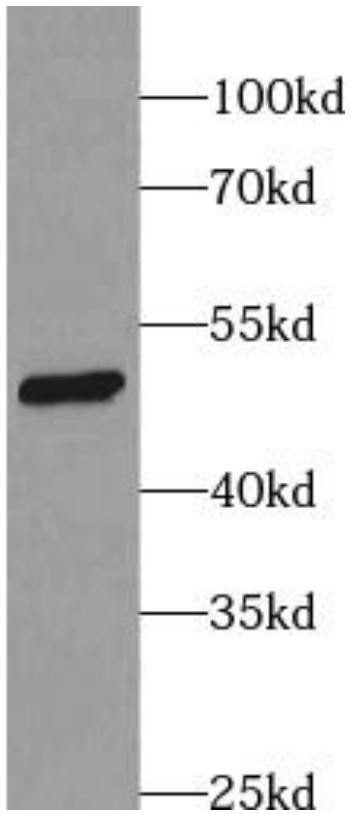
Wuhan Fine Biotech Co., Ltd.

B9 Bld, High-Tech Medical Devices Park, No. 818 Gaoxin Ave. East Lake High-Tech Development Zone. Wuhan, Hubei, China(430206)

Tel : (0086)027-87384275

Fax: (0086)027-87800889

www.fn-test.com



mouse brain tissue were subjected to SDS PAGE followed by western blot with FNab09671(ZNF238 antibody) at dilution of 1:1000