

## anti- ZHX1 antibody

### Product Information

Catalog No.:	FNab09635
Size:	100µg
Form:	liquid
Purification:	Immunogen affinity purified
Purity:	≥95% as determined by SDS-PAGE
Host:	Rabbit
Clonality:	polyclonal
Clone ID:	None
IsoType:	IgG
Storage:	PBS with 0.02% sodium azide and 50% glycerol pH 7.3, -20°C for 12 months (Avoid repeated freeze / thaw cycles.)

### Background

Acts as a transcriptional repressor. Increases DNMT3B-mediated repressive transcriptional activity when DNMT3B is tethered to DNA. May link molecule between DNMT3B and other co-repressor proteins.

### Immunogen information

Immunogen:	zinc fingers and homeoboxes 1
Synonyms:	ZHX1, zinc fingers and homeoboxes 1
Observed MW:	100-120 kDa
Uniprot ID :	Q9UKY1

### Application

Reactivity:	Human, Mouse, Rat
Tested Application:	ELISA, WB, IHC, IP
Recommended dilution:	WB: 1:500-1:5000; IP: 1:200-1:2000; IHC: 1:20-1:200
Image:	

1

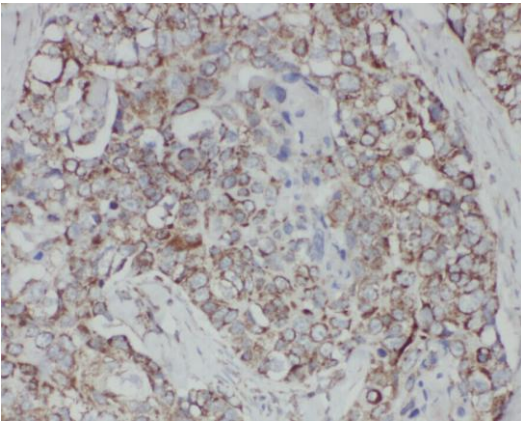
### Wuhan Fine Biotech Co., Ltd.

B9 Bld, High-Tech Medical Devices Park, No. 818 Gaoxin Ave. East Lake High-Tech Development Zone. Wuhan, Hubei, China(430206)


Tel : (0086)027-87384275

Fax: (0086)027-87800889


[www.fn-test.com](http://www.fn-test.com)



Immunohistochemistry of paraffin-embedded human cervical cancer using FNab09635(ZHX1 antibody) at dilution of 1:100



IP Result of anti-ZHX1 (IP:FNab09635, 4ug; Detection:FNab09635 1:500) with HEK-293 cells lysate 3200ug.



HeLa cells were subjected to SDS PAGE followed by western blot with FNab09635(ZHX1 antibody) at dilution of 1:500