

anti- YAP1 antibody

Product Information

Catalog No.:	FNab09559
Size:	100µg
Form:	liquid
Purification:	Immunogen affinity purified
Purity:	≥95% as determined by SDS-PAGE
Host:	Rabbit
Clonality:	polyclonal
Clone ID:	None
IsoType:	IgG
Storage:	PBS with 0.02% sodium azide and 50% glycerol pH 7.3, -20°C for 12 months (Avoid repeated freeze / thaw cycles.)

Background

This gene encodes a downstream nuclear effector of the Hippo signaling pathway which is involved in development, growth, repair, and homeostasis. This gene is known to play a role in the development and progression of multiple cancers as a transcriptional regulator of this signaling pathway and may function as a potential target for cancer treatment. Alternative splicing results in multiple transcript variants encoding different isoforms.

Immunogen information

Immunogen:	Yes-associated protein 1, 65kDa
Synonyms:	65 kDa Yes associated protein, YAP, YAP1, YAP2, YAP65, YKI, Yorkie homolog
Observed MW:	70 kDa
Uniprot ID :	P46937

Application

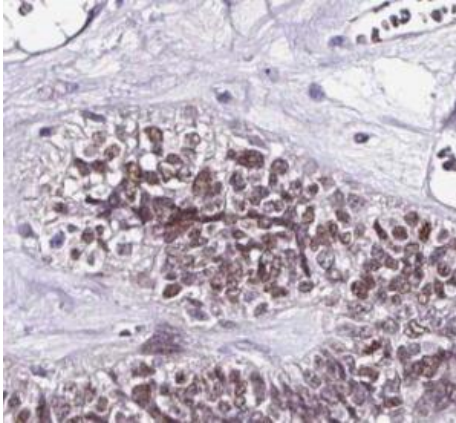
Reactivity:	Human, Mouse
Tested Application:	ELISA, WB, IHC, IF, IP

Wuhan Fine Biotech Co., Ltd.

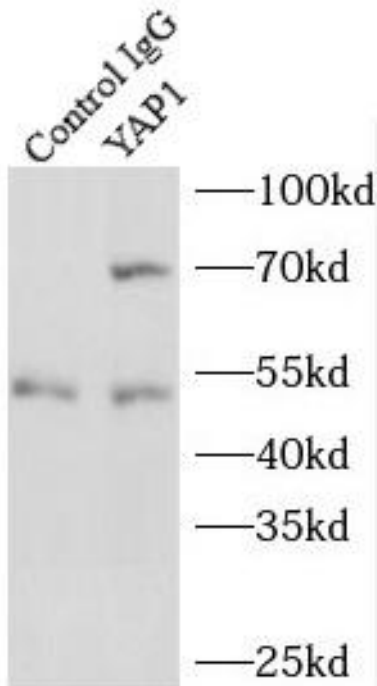
B9 Bld, High-Tech Medical Devices Park, No. 818 Gaoxin Ave. East Lake High-Tech Development Zone. Wuhan, Hubei, China(430206)

Recommended dilution: WB: 1:500 - 1:2000; IHC: 1:50 - 1:200; IF: 1:50 - 1:200; IP: 1:20 - 1:50

Image:



Immunohistochemistry of paraffin-embedded human ovary tumor using FNab09559(YAP1 antibody) at dilution of 1:100



IP Result of anti-YAP1 (IP:FNab09559, 3ug; Detection:FNab09559 1:700) with NIH/3T3 cells lysate 1200ug.

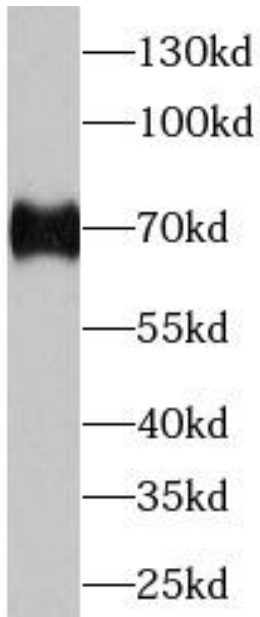
Wuhan Fine Biotech Co., Ltd.

B9 Bld, High-Tech Medical Devices Park, No. 818 Gaoxin Ave. East Lake High-Tech Development Zone. Wuhan, Hubei, China(430206)

Tel : (0086)027-87384275

Fax: (0086)027-87800889

www.fn-test.com



HeLa cells were subjected to SDS PAGE followed by western blot with FNab09559(YAP1 Antibody) at dilution of 1:1000