

anti- WASP antibody

Product Information

Catalog No.:	FNab09471
Size:	100µg
Form:	liquid
Purification:	Immunogen affinity purified
Purity:	≥95% as determined by SDS-PAGE
Host:	Rabbit
Clonality:	polyclonal
Clone ID:	None
IsoType:	IgG
Storage:	PBS with 0.02% sodium azide and 50% glycerol pH 7.3, -20°C for 12 months (Avoid repeated freeze / thaw cycles.)

Background

Wiskott-Aldrich Syndrome protein(WASP) regulates actin cytoskeleton in hematopoietic cells and defects in WASP cause Wiskott-Aldrich Syndrome(WAS), an X-linked immunodeficiency and autoimmunity disorder of childhood.

Immunogen information

Immunogen:	Wiskott-Aldrich syndrome(eczema-thrombocytopenia)
Synonyms:	IMD2, THC, THC1, WAS, WASP
Observed MW:	53 kDa
UniprotID :	P42768

Application

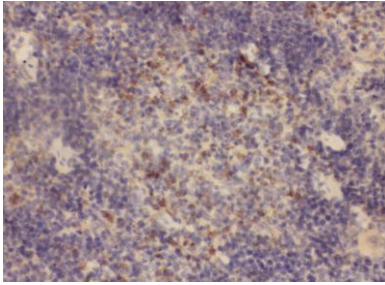
Reactivity:	Human, Mouse
Tested Application:	ELISA, IP, WB, IHC
Recommended dilution:	WB: 1:200-1:2000,IHC: 1:20-1:200; IP: 1:200-1:2000
Image:	

Wuhan Fine Biotech Co., Ltd.

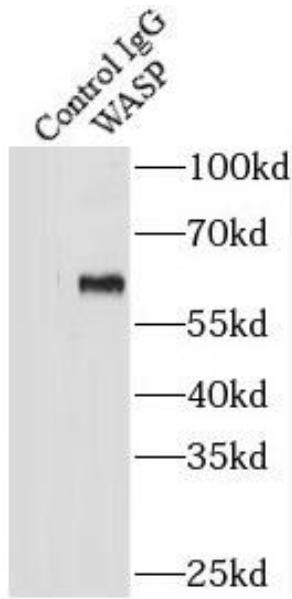
B9 Bld, High-Tech Medical Devices Park, No. 818 GaoxinAve.East Lake High-Tech Development Zone.Wuhan, Hubei, China(430206)

Tel : (0086)027-87384275

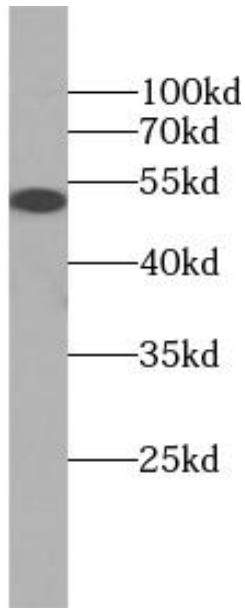
Fax: (0086)027-87800889 www.fn-test.com



Immunohistochemistry of paraffin-embedded human spleen tissue slide using FNab09471(WAS Antibody) at dilution of 1:50



IP Result of anti-WASP (IP:FNab09471, 3ug; Detection:FNab09471 1:500) with Raji cells lysate 3500ug.



Raji cells were subjected to SDS PAGE followed by western blot with FNab09471(WAS Antibody) at dilution of 1:600

Wuhan Fine Biotech Co., Ltd.

B9 Bld, High-Tech Medical Devices Park, No. 818 GaoxinAve. East Lake High-Tech Development Zone. Wuhan, Hubei, China(430206)

Tel : (0086)027-87384275

Fax: (0086)027-87800889 www.fn-test.com