

anti- UNC45A antibody

Product Information

Catalog No.:	FNab09258
Size:	100µg
Form:	liquid
Purification:	Immunogen affinity purified
Purity:	≥95% as determined by SDS-PAGE
Host:	Rabbit
Clonality:	polyclonal
Clone ID:	None
IsoType:	IgG
Storage:	PBS with 0.02% sodium azide and 50% glycerol pH 7.3, -20°C for 12 months (Avoid repeated freeze / thaw cycles.)

Background

Acts as co-chaperone for HSP90. Prevents the stimulation of HSP90AB1 ATPase activity by AHS1. Positive factor in promoting PGR function in the cell. May be necessary for proper folding of myosin(Potential). Necessary for normal cell proliferation. Necessary for normal myotube formation and myosin accumulation during muscle cell development. May play a role in erythropoiesis in stroma cells in the spleen(By similarity).

Immunogen information

Immunogen:	unc-45 homolog A
Synonyms:	FLJ10043, GC UNC45, GCUNC 45, GCUNC45, IRO039700, Protein unc 45 homolog A, SMAP 1, SMAP1, unc 45 homolog A(C. elegans), Unc 45A, UNC45A
Observed MW:	103 kDa
Uniprot ID :	Q9H3U1

Application

Reactivity:	Human, Mouse, Rat
-------------	-------------------

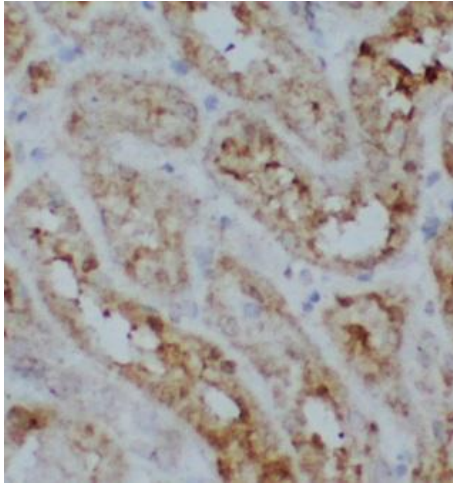
Wuhan Fine Biotech Co., Ltd.

B9 Bld, High-Tech Medical Devices Park, No. 818 Gaoxin Ave. East Lake High-Tech Development Zone. Wuhan, Hubei, China(430206)

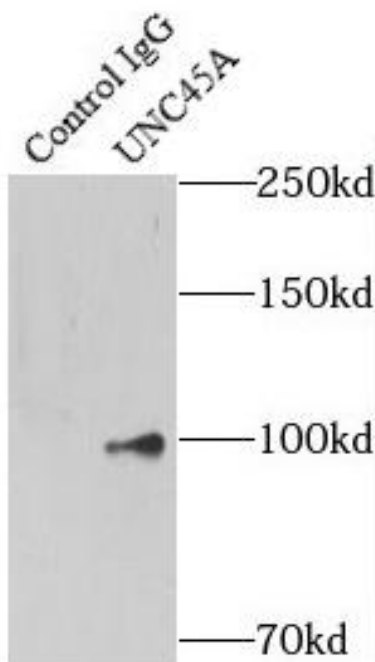
Tested Application: ELISA, WB, IHC, IP

Recommended dilution: WB: 1:500-1:1000; IHC: 1:20-1:200; IP: 1: 500-1: 1000


Image:



Immunohistochemistry of paraffin-embedded human stomach using FNab09258(UNC45A antibody) at dilution of 1:100



IP Result of anti-UNC45A (IP:FNab09258, 4ug; Detection:FNab09258 1:300) with K-562 cells lysate 3600ug.



K562 cells were subjected to SDS PAGE followed by western blot with FNab09258(UNC45A antibody) at dilution of 1:1000