

## anti- UBQLN3 antibody

### Product Information

Catalog No.:	FNab09206
Size:	100µg
Form:	liquid
Purification:	Immunogen affinity purified
Purity:	≥95% as determined by SDS-PAGE
Host:	Rabbit
Clonality:	polyclonal
Clone ID:	None
IsoType:	IgG
Storage:	PBS with 0.02% sodium azide and 50% glycerol pH 7.3, -20°C for 12 months (Avoid repeated freeze / thaw cycles.)

### Immunogen information

Immunogen:	ubiquilin 3
Synonyms:	TUP 1, ubiquilin 3, Ubiquilin-3, UBQLN3
Observed MW:	71 kDa
Uniprot ID :	Q9H347

### Application

Reactivity:	Human, Mouse, Rat
Tested Application:	ELISA, WB, IHC, IP
Recommended dilution:	WB: 1:500-1:1000; IHC: 1:20-1:200; IP: 1:200-1:1000
Image:	

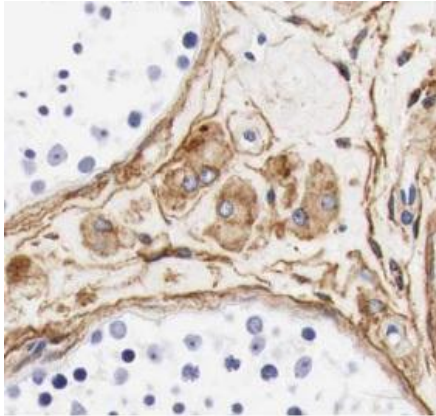
### Wuhan Fine Biotech Co., Ltd.

B9 Bld, High-Tech Medical Devices Park, No. 818 Gaoxin Ave. East Lake High-Tech Development Zone. Wuhan, Hubei, China(430206)

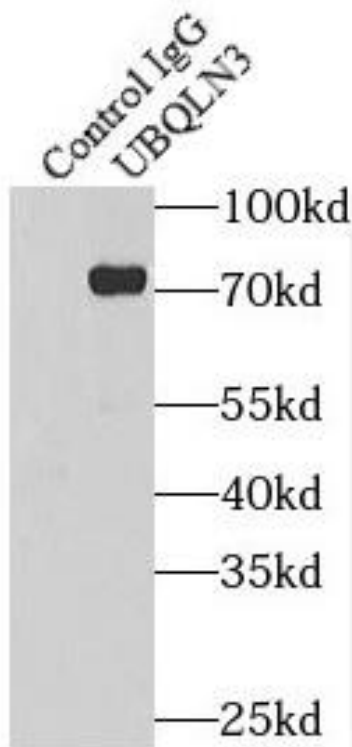
Tel : (0086)027-87384275

Fax: (0086)027-87800889


[www.fn-test.com](http://www.fn-test.com)



Immunohistochemistry of paraffin-embedded human testis using FNab09206(UBQLN3 antibody) at dilution of 1:100



IP Result of anti-UBQLN3 (IP:FNab09206, 4ug; Detection:FNab09206 1:800) with mouse testis tissue lysate 6000ug.



human testis tissue were subjected to SDS PAGE followed by western blot with FNab09206(UBQLN3 antibody) at dilution of 1:800