

anti- UBE4B antibody

Product Information

Catalog No.:	FNab09193
Size:	100µg
Form:	liquid
Purification:	Immunogen affinity purified
Purity:	≥95% as determined by SDS-PAGE
Host:	Rabbit
Clonality:	polyclonal
Clone ID:	None
IsoType:	IgG
Storage:	PBS with 0.02% sodium azide and 50% glycerol pH 7.3, -20°C for 12 months (Avoid repeated freeze / thaw cycles.)

Background

Ubiquitin-protein ligase that probably functions as an E3 ligase in conjunction with specific E1 and E2 ligases. May also function as an E4 ligase mediating the assembly of polyubiquitin chains on substrates ubiquitinated by another E3 ubiquitin ligase.

Immunogen information

Immunogen:	ubiquitination factor E4B(UFD2 homolog, yeast)
Synonyms:	E4, HDNB1, KIAA0684, UBE4B, UBOX3, UFD2
Observed MW:	146 kDa
UniprotID :	O95155

Application

Reactivity:	Human, Mouse, Rat
Tested Application:	ELISA, IF, IHC, WB, IP
Recommended dilution:	WB: 1:1000-1:10000; IF: 1:10-1:100; IHC: 1:20-1:200; IP: 1:1000-1:10000

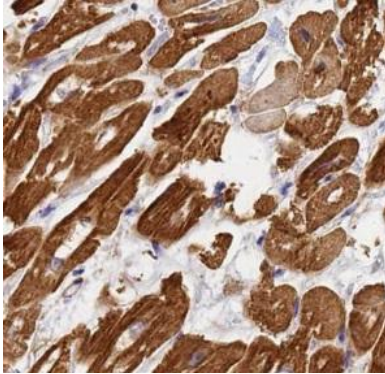
Wuhan Fine Biotech Co., Ltd.

B9 Bld, High-Tech Medical Devices Park, No. 818 GaoxinAve. East Lake High-Tech Development Zone. Wuhan, Hubei, China(430206)

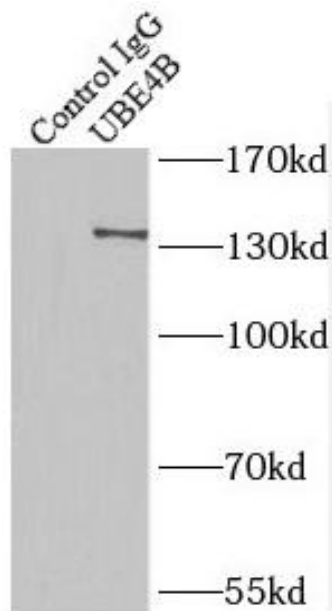
Tel : (0086)027-87384275

Fax: (0086)027-87800889 www.fn-test.com

Image:



Immunohistochemistry of paraffin-embedded human heart tissue slide using FNab09193(UBE4B Antibody) at dilution of 1:50




IP Result of anti-UBE4B (IP:FNab09193, 4ug; Detection:FNab09193 1:2000) with HeLa cells lysate 1200ug.

Wuhan Fine Biotech Co., Ltd.

B9 Bld, High-Tech Medical Devices Park, No. 818 GaoxinAve. East Lake High-Tech Development Zone. Wuhan, Hubei, China(430206)

Tel : (0086)027-87384275

Fax: (0086)027-87800889 www.fn-test.com



HeLa cells were subjected to SDS PAGE followed by western blot with FNab09193(UBE4B Antibody) at dilution of 1:3000