

anti- TTC32 antibody

Product Information

Catalog No.:	FNab09082
Size:	100µg
Form:	liquid
Purification:	Immunogen affinity purified
Purity:	≥95% as determined by SDS-PAGE
Host:	Rabbit
Clonality:	polyclonal
Clone ID:	None
IsoType:	IgG
Storage:	PBS with 0.02% sodium azide and 50% glycerol pH 7.3, -20°C for 12 months (Avoid repeated freeze / thaw cycles.)

Background

None

Immunogen information

Immunogen:	tetratricopeptide repeat domain 32
Synonyms:	TPR repeat protein 32, TTC32
Observed MW:	17 kDa, Observed 27 kDa
Uniprot ID :	Q5I0X7

Application

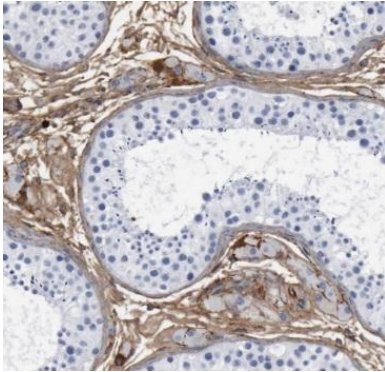
Reactivity:	Human, Mouse
Tested Application:	ELISA, WB, IHC, IP, IF
Recommended dilution:	WB: 1:200-1:1000; IHC: 1:20-1:200; IF: 1:10-1:100; IP: 1:200-1:1000
Image:	

Wuhan Fine Biotech Co., Ltd.


B9 Bld, High-Tech Medical Devices Park, No. 818 Gaoxin Ave. East Lake High-Tech Development Zone. Wuhan, Hubei, China(430206)

Tel : (0086)027-87384275

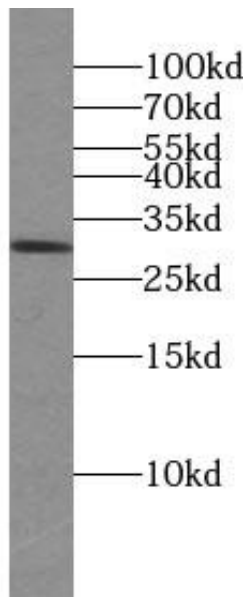
Fax: (0086)027-87800889 www.fn-test.com



Immunohistochemistry of paraffin-embedded human testis tissue slide using FNab09082(TTC32 Antibody) at dilution of 1:50



IP Result of anti-TTC32 (IP:FNab09082, 4ug; Detection:FNab09082 1:300) with mouse testis tissue lysate 4000ug.



mouse testis tissue were subjected to SDS PAGE followed by western blot with FNab09082(TTC32 Antibody) at dilution of 1:300

Wuhan Fine Biotech Co., Ltd.

B9 Bld, High-Tech Medical Devices Park, No. 818 Gaoxin Ave. East Lake High-Tech Development Zone. Wuhan, Hubei, China(430206)

Tel : (0086)027-87384275

Fax: (0086)027-87800889 www.fn-test.com