

anti- Syntenin-1 antibody

Product Information

Catalog No.:	FNab08458
Size:	100µg
Form:	liquid
Purification:	Immunogen affinity purified
Purity:	≥95% as determined by SDS-PAGE
Host:	Rabbit
Clonality:	polyclonal
Clone ID:	None
IsoType:	IgG
Storage:	PBS with 0.02% sodium azide and 50% glycerol pH 7.3, -20°C for 12 months (Avoid repeated freeze / thaw cycles.)

Background

None

Immunogen information

Immunogen:	syndecan binding protein(syntenin)
Synonyms:	None
Observed MW:	32 kDa
Uniprot ID :	O00560

Application

Reactivity:	Human
Tested Application:	ELISA, WB, IHC, FC, IP
Recommended dilution:	WB: 1:500-1:2000; IP: 1:500-1:2000; IHC: 1:20-1:200; IF: 1:50-1:500
Image:	

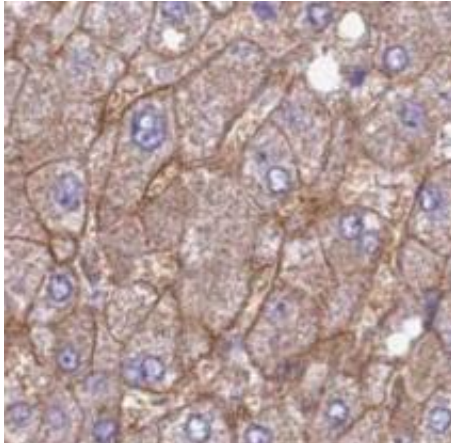
Wuhan Fine Biotech Co., Ltd.

B9 Bld, High-Tech Medical Devices Park, No. 818 Gaoxin Ave. East Lake High-Tech Development Zone. Wuhan, Hubei, China(430206)


Tel : (0086)027-87384275

Fax: (0086)027-87800889

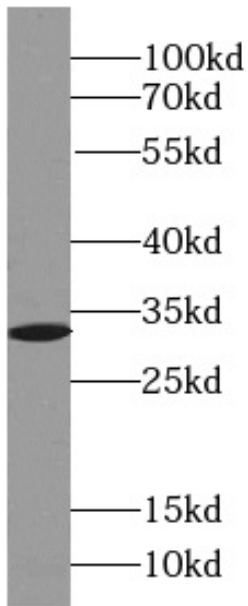
www.fn-test.com



Immunohistochemistry of paraffin-embedded human liver slide using FNab08458(SDCBP Antibody) at dilution of 1:50



IP Result of anti-Syntenin-1 (IP:FNab08458, 3ug; Detection:FNab08458 1:1000) with HeLa cells lysate 2500ug.



HepG2 cells were subjected to SDS PAGE followed by western blot with FNab08458(SDCBP antibody) at dilution of 1:1000