

anti-Syntaxin 7 antibody

Product Information

Catalog No.:	FNab08455
Size:	100µg
Form:	liquid
Purification:	Immunogen affinity purified
Purity:	≥95% as determined by SDS-PAGE
Host:	Rabbit
Clonality:	polyclonal
Clone ID:	None
IsoType:	IgG
Storage:	PBS with 0.02% sodium azide and 50% glycerol pH 7.3, -20°C for 12 months (Avoid repeated freeze / thaw cycles.)

Background

None

Immunogen information

Immunogen:	syntaxin 7
Synonyms:	STX7, syntaxin 7
Observed MW:	38 kDa
UniprotID :	O15400

Application

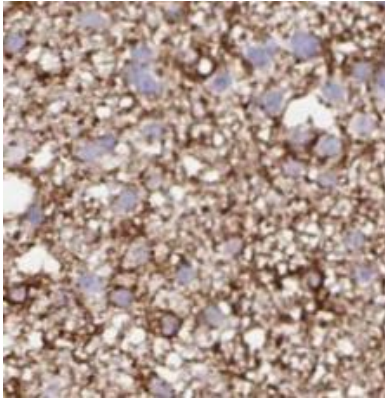
Reactivity:	Human, Mouse, Rat
Tested Application:	ELISA, WB, IHC, IP
Recommended dilution:	WB: 1:1000-1:8000; IP: 1:500-1:1000; IHC: 1:50-1:500
Image:	

Wuhan Fine Biotech Co., Ltd.

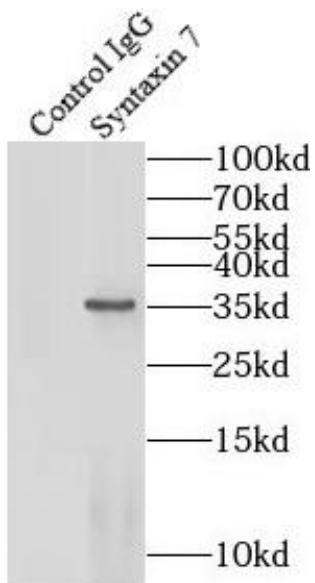
B9 Bld, High-Tech Medical Devices Park, No. 818 GaoxinAve.East Lake High-Tech Development Zone.Wuhan, Hubei, China(430206)

Tel : (0086)027-87384275

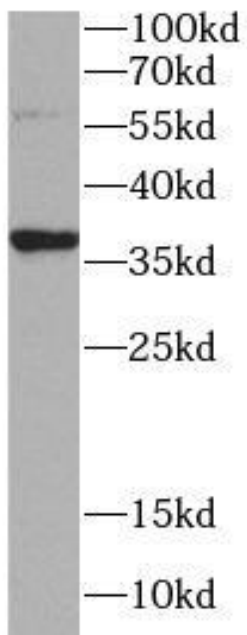
Fax: (0086)027-87800889 www.fn-test.com



Immunohistochemistry of paraffin-embedded human medulloblastoma tissue slide using FNab08455(STX7 Antibody) at dilution of 1:200 heat mediated antigen retrieved with Tris-EDTA buffer(pH9).



IP Result of anti-Syntaxin 7 (IP:FNab08455, 3ug; Detection:FNab08455 1:800) with mouse heart tissue lysate 4000ug.



mouse spleen tissue were subjected to SDS PAGE followed by western blot with FNab08455(STX7 Antibody) at dilution of 1:4000