

anti- SUZ12 antibody

Product Information

Catalog No.:	FNab08406
Size:	100µg
Form:	liquid
Purification:	Immunogen affinity purified
Purity:	≥95% as determined by SDS-PAGE
Host:	Rabbit
Clonality:	polyclonal
Clone ID:	None
IsoType:	IgG
Storage:	PBS with 0.02% sodium azide and 50% glycerol pH 7.3, -20°C for 12 months (Avoid repeated freeze / thaw cycles.)

Background

This zinc finger gene has been identified at the breakpoints of a recurrent chromosomal translocation reported in endometrial stromal sarcoma. Recombination of these breakpoints results in the fusion of this gene and JAZF1. The protein encoded by this gene contains a zinc finger domain in the C terminus of the coding region.

Immunogen information

Immunogen:	suppressor of zeste 12 homolog (Drosophila)
Synonyms:	CHET9, JAZ1, KIAA0160
Observed MW:	83 kDa
UniprotID :	Q15022

Application

Reactivity:	Human, Mouse, Rat
Tested Application:	ELISA, WB, IHC, IP
Recommended dilution:	WB: 1:500 - 1:2000; IHC: 1:50 - 1:200; IP : 1:50 - 1:100

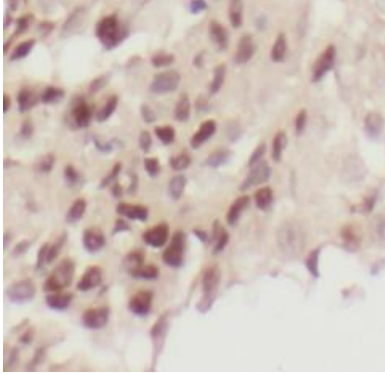
Wuhan Fine Biotech Co., Ltd.

B9 Bld, High-Tech Medical Devices Park, No. 818 GaoxinAve. East Lake High-Tech Development Zone. Wuhan, Hubei, China(430206)

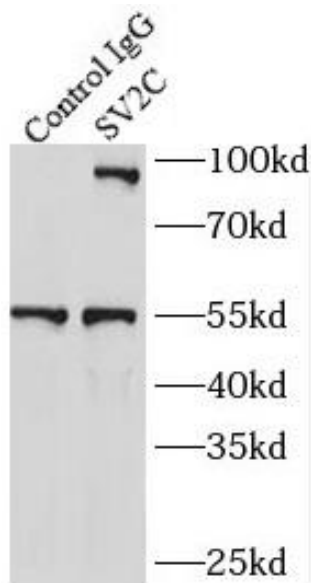
Tel : (0086)027-87384275

Fax: (0086)027-87800889 www.fn-test.com

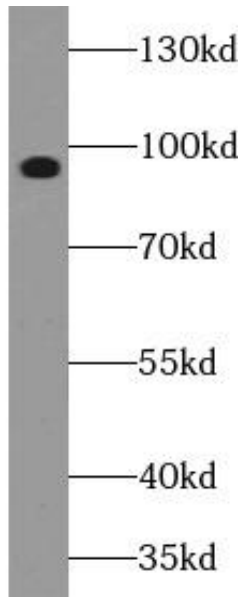
Image:



Immunohistochemistry of paraffin-embedded human breast cancer slide using FNab08406(SUZ12 Antibody) at dilution of 1:50



IP Result of anti-SUZ12 (IP:FNab08406, 4ug; Detection:FNab08406 1:500) with HeLa cells lysate 3200ug.



HeLa cells were subjected to SDS PAGE followed by western blot with FNab08406(SUZ12 antibody) at dilution of 1:1000

Wuhan Fine Biotech Co., Ltd.

B9 Bld, High-Tech Medical Devices Park, No. 818 GaoxinAve.East Lake High-Tech Development Zone.Wuhan, Hubei, China(430206)

Tel :(0086)027-87384275

Fax: (0086)027-87800889 www.fn-test.com