

## anti- STOML2 antibody

### Product Information

Catalog No.:	FNab08346
Size:	100µg
Form:	liquid
Purification:	Immunogen affinity purified
Purity:	≥95% as determined by SDS-PAGE
Host:	Rabbit
Clonality:	polyclonal
Clone ID:	None
IsoType:	IgG
Storage:	PBS with 0.02% sodium azide and 50% glycerol pH 7.3, -20°C for 12 months (Avoid repeated freeze / thaw cycles.)

### Background

Mitochondrial protein that probably regulates the biogenesis and the activity of mitochondria. Stimulates cardiolipin biosynthesis, binds cardiolipin-enriched membranes where it recruits and stabilizes some proteins including prohibitin and may therefore act in the organization of functional microdomains in mitochondrial membranes. Through regulation of the mitochondrial function may play a role into several biological processes including cell migration, cell proliferation, T-cell activation, calcium homeostasis and cellular response to stress. May play a role in calcium homeostasis through negative regulation of calcium efflux from mitochondria. Required for mitochondrial hyperfusion a pro-survival cellular response to stress which results in increased ATP production by mitochondria. May also regulate the organization of functional domains at the plasma membrane and play a role in T-cell activation through association with the T-cell receptor signaling complex and its regulation.

### Immunogen information

Immunogen:	stomatin(EPB72)-like 2
Synonyms:	SLP2
Observed MW:	39 kDa
UniprotID :	Q9UJZ1

### Wuhan Fine Biotech Co., Ltd.

B9 Bld, High-Tech Medical Devices Park, No. 818 Gaoxin Ave. East Lake High-Tech Development Zone. Wuhan, Hubei, China(430206)

Tel : (0086)027-87384275

Fax: (0086)027-87800889 [www.fn-test.com](http://www.fn-test.com)

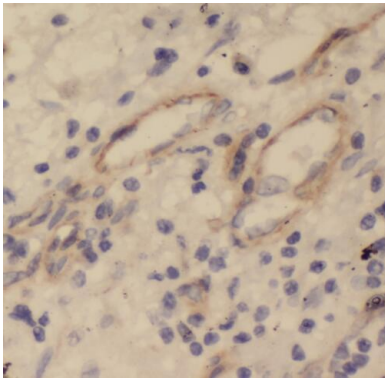
## Application

Reactivity: Human, Mouse, Rat

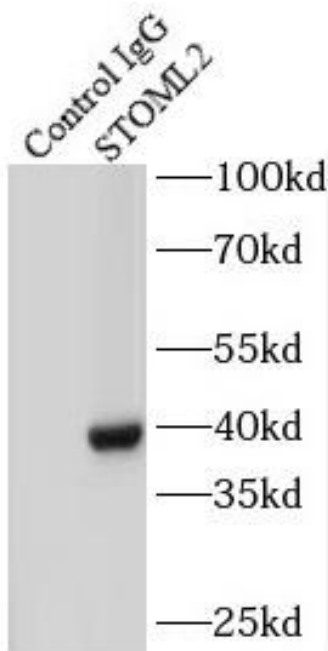
Tested Application: ELISA, IHC, IF, IP, WB

Recommended dilution: WB: 1:500-1:2000; IP: 1:200-1:1000; IHC: 1:20-1:200; IF: 1:20-1:200

Image:



Immunohistochemistry of paraffin-embedded human lung cancer using FNab08346(STOML2 antibody) at dilution of 1:100



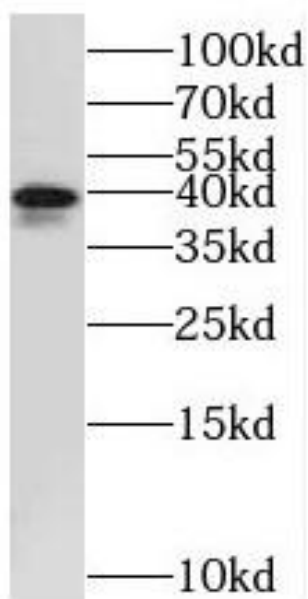
IP Result of anti-STOML2 (IP:FNab08346, 3ug; Detection:FNab08346 1:1000) with mouse brain tissue lysate 1000ug.

**Wuhan Fine Biotech Co., Ltd.**

B9 Bld, High-Tech Medical Devices Park, No. 818 GaoxinAve. East Lake High-Tech Development Zone. Wuhan, Hubei, China(430206)

Tel : (0086)027-87384275

Fax: (0086)027-87800889 [www.fn-test.com](http://www.fn-test.com)



C6 cells were subjected to SDS PAGE followed by western blot with FNab08346(STOML2 Antibody) at dilution of 1:1000