

## anti- STMN3 antibody

### Product Information

Catalog No.:	FNab08341
Size:	100µg
Form:	liquid
Purification:	Immunogen affinity purified
Purity:	≥95% as determined by SDS-PAGE
Host:	Rabbit
Clonality:	polyclonal
Clone ID:	None
IsoType:	IgG
Storage:	PBS with 0.02% sodium azide and 50% glycerol pH 7.3, -20°C for 12 months (Avoid repeated freeze / thaw cycles.)

### Background

Exhibits microtubule-destabilizing activity, which is antagonized by STAT3.

### Immunogen information

Immunogen:	stathmin-like 3
Synonyms:	SCLIP
Observed MW:	21-25 kDa
UniprotID :	Q9NZ72

### Application

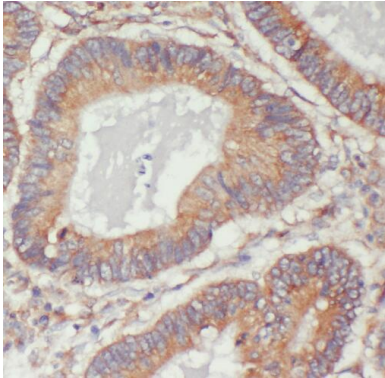
Reactivity:	Human, Mouse, Rat
Tested Application:	ELISA, IHC, IP, WB
Recommended dilution:	WB: 1:500-1:2000; IP: 1:200-1:1000; IHC: 1:20-1:200
Image:	

### Wuhan Fine Biotech Co., Ltd.


B9 Bld, High-Tech Medical Devices Park, No. 818 GaoxinAve. East Lake High-Tech Development Zone. Wuhan, Hubei, China(430206)

Tel : (0086)027-87384275

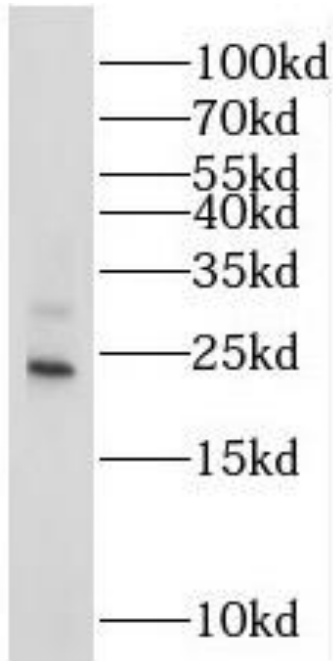
Fax: (0086)027-87800889 [www.fn-test.com](http://www.fn-test.com)



Immunohistochemistry of paraffin-embedded human colon cancer using FNaB08341(STMN3 antibody) at dilution of 1:50



IP Result of anti-STMN3 (IP:FNaB08341, 3ug; Detection:FNaB08341 1:2000) with mouse brain tissue lysate 8000ug.



human brain tissue were subjected to SDS PAGE followed by western blot with FNab08341(STMN3 antibody) at dilution of 1:2000