

## anti- STK36 antibody

### Product Information

Catalog No.:	FNab08335
Size:	100µg
Form:	liquid
Purification:	Immunogen affinity purified
Purity:	≥95% as determined by SDS-PAGE
Host:	Rabbit
Clonality:	polyclonal
Clone ID:	None
IsoType:	IgG
Storage:	PBS with 0.02% sodium azide and 50% glycerol pH 7.3, -20°C for 12 months (Avoid repeated freeze / thaw cycles.)

### Background

Serine/threonine protein kinase which plays an important role in the sonic hedgehog(Shh) pathway by regulating the activity of GLI transcription factors(PubMed:10806483). Controls the activity of the transcriptional regulators GLI1, GLI2 and GLI3 by opposing the effect of SUFU and promoting their nuclear localization(PubMed:10806483). GLI2 requires an additional function of STK36 to become transcriptionally active, but the enzyme does not need to possess an active kinase catalytic site for this to occur(PubMed:10806483). Required for postnatal development, possibly by regulating the homeostasis of cerebral spinal fluid or ciliary function(By similarity). Essential for construction of the central pair apparatus of motile cilia.

### Immunogen information

Immunogen:	serine/threonine kinase 36, fused homolog(Drosophila)
Synonyms:	KIAA1278
Observed MW:	144 kDa
UniprotID :	Q9NRP7

### Application

#### Wuhan Fine Biotech Co., Ltd.

B9 Bld, High-Tech Medical Devices Park, No. 818 GaoxinAve.East Lake High-Tech Development Zone.Wuhan, Hubei, China(430206)

Tel :( 0086)027-87384275

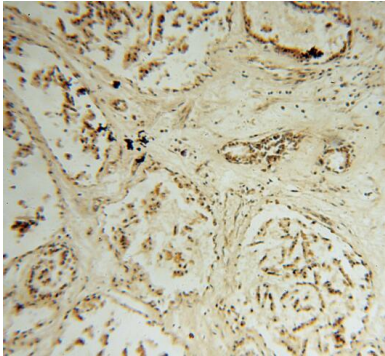
Fax: (0086)027-87800889 [www.fn-test.com](http://www.fn-test.com)

Reactivity: Human, Mouse, Rat

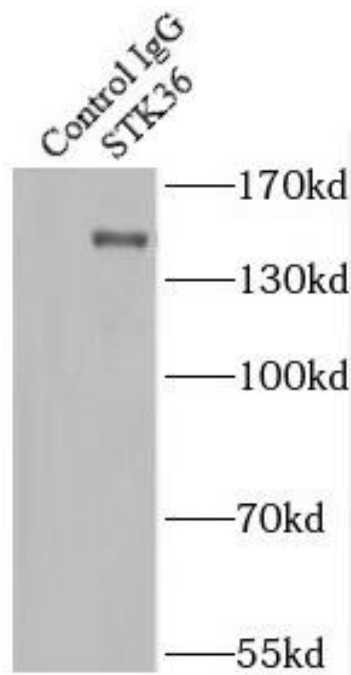
Tested Application: ELISA, WB, IHC, IP

Recommended dilution: WB: 1:500-1:2000; IP: 1:200-1:1000; IHC: 1:20-1:200

Image:



Immunohistochemistry of paraffin-embedded human prostate using FNab08335(STK36 antibody) at dilution of 1:50




IP Result of anti-STK36 (IP:FNab08335, 4ug; Detection:FNab08335 1:500) with mouse testis tissue lysate 4000ug.

**Wuhan Fine Biotech Co., Ltd.**

B9 Bld, High-Tech Medical Devices Park, No. 818 GaoxinAve. East Lake High-Tech Development Zone. Wuhan, Hubei, China(430206)

Tel : (0086)027-87384275

Fax: (0086)027-87800889 [www.fn-test.com](http://www.fn-test.com)



mouse testis tissue were subjected to SDS PAGE followed by western blot with FNab08335(STK36 antibody) at dilution of 1:300