

anti- ST7 antibody

Product Information

Catalog No.:	FNab08273
Size:	100µg
Form:	liquid
Purification:	Immunogen affinity purified
Purity:	≥95% as determined by SDS-PAGE
Host:	Rabbit
Clonality:	polyclonal
Clone ID:	None
IsoType:	IgG
Storage:	PBS with 0.02% sodium azide and 50% glycerol pH 7.3, -20°C for 12 months (Avoid repeated freeze / thaw cycles.)

Background

May act as a tumor suppressor.

Immunogen information

Immunogen:	suppression of tumorigenicity 7
Synonyms:	FAM4A1, HELG, RAY1
Observed MW:	63 kDa
UniprotID :	Q9NRC1

Application

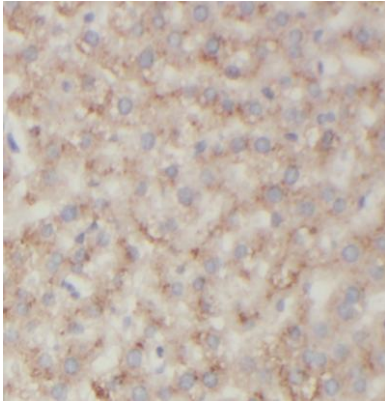
Reactivity:	Human, Mouse
Tested Application:	ELISA, IHC, IP, WB
Recommended dilution:	WB: 1:500-1:2000; IP: 1:200-1:1000; IHC: 1:20-1:200
Image:	

Wuhan Fine Biotech Co., Ltd.

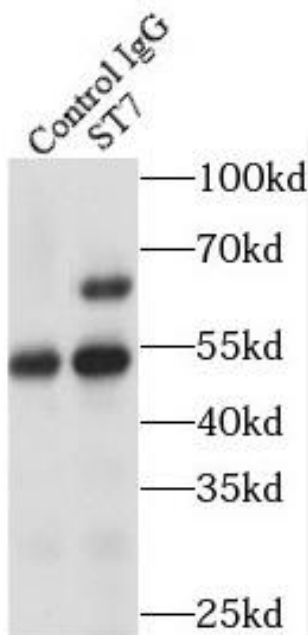
B9 Bld, High-Tech Medical Devices Park, No. 818 GaoxinAve. East Lake High-Tech Development Zone. Wuhan, Hubei, China(430206)

Tel : (0086)027-87384275


Fax: (0086)027-87800889 www.fn-test.com



Immunohistochemistry of paraffin-embedded human liver using FNab08273(ST7 antibody) at dilution of 1:50



IP Result of anti-ST7 (IP:FNab08273, 4ug; Detection:FNab08273 1:1500) with PC-3 cells lysate 2640ug.



mouse brain tissue were subjected to SDS PAGE followed by western blot with FNab08273(ST7 Antibody) at dilution of 1:2000