

## anti- SRF antibody

### Product Information

Catalog No.:	FNab08222
Size:	100µg
Form:	liquid
Purification:	Immunogen affinity purified
Purity:	≥95% as determined by SDS-PAGE
Host:	Rabbit
Clonality:	polyclonal
Clone ID:	None
IsoType:	IgG
Storage:	PBS with 0.02% sodium azide and 50% glycerol pH 7.3, -20°C for 12 months (Avoid repeated freeze / thaw cycles.)

### Background

SRF is a transcription factor that binds to the serum response element(SRE), a short sequence of dyad symmetry located 300 bp to the 5' of the site of transcription initiation of some genes(such as FOS). Required for cardiac differentiation and maturation.

### Immunogen information

Immunogen:	serum response factor(c-fos serum response element-binding transcription factor)
Synonyms:	MCM1, Serum response factor, SRF
Observed MW:	68 kDa
UniprotID :	P11831

### Application

Reactivity:	Human, Mouse, Rat
Tested Application:	ELISA, IHC, WB, IP
Recommended dilution:	WB: 1:200-1:1000; IP: 1:500-1:5000; IHC: 1:20-1:200; IF: 1:50-1:500

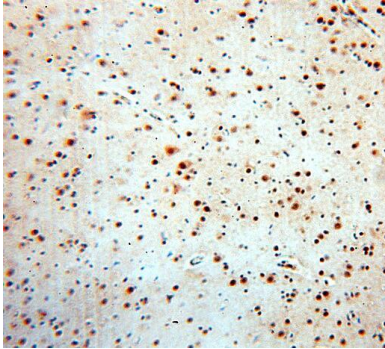
### Wuhan Fine Biotech Co., Ltd.

B9 Bld, High-Tech Medical Devices Park, No. 818 GaoxinAve.East Lake High-Tech Development Zone.Wuhan, Hubei, China(430206)

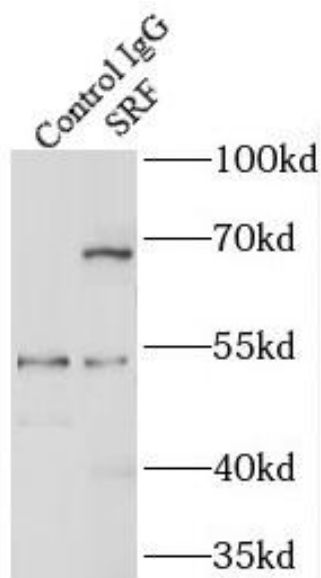
Tel : (0086)027-87384275

Fax: (0086)027-87800889 [www.fn-test.com](http://www.fn-test.com)

Image:



Immunohistochemistry of paraffin-embedded human brain using FNab08222(SRF antibody) at dilution of 1:50




IP Result of anti-SRF (IP:FNab08222, 3ug;  
Detection:FNab08222 1:1000) with HeLa cells  
lysate 3000ug.

**Wuhan Fine Biotech Co., Ltd.**

B9 Bld, High-Tech Medical Devices Park, No. 818 GaoxinAve.East Lake High-Tech Development Zone.Wuhan, Hubei, China(430206)

Tel : (0086)027-87384275

Fax: (0086)027-87800889 [www.fn-test.com](http://www.fn-test.com)



HeLa cells were subjected to SDS PAGE followed by western blot with FNab08222(SRF antibody) at dilution of 1:400