

## anti- SPAG5 antibody

### Product Information

Catalog No.:	FNab08143
Size:	100µg
Form:	liquid
Purification:	Immunogen affinity purified
Purity:	≥95% as determined by SDS-PAGE
Host:	Rabbit
Clonality:	polyclonal
Clone ID:	None
IsoType:	IgG
Storage:	PBS with 0.02% sodium azide and 50% glycerol pH 7.3, -20°C for 12 months (Avoid repeated freeze / thaw cycles.)

### Background

Essential component of the mitotic spindle required for normal chromosome segregation and progression into anaphase(PubMed:11724960, PubMed:12356910). Required for chromosome alignment, normal timing of sister chromatid segregation, and maintenance of spindle pole architecture(PubMed:17664331). In complex with SKAP, promotes stable microtubule-kinetochore attachments. May contribute to the regulation of separase activity. May regulate AURKA localization to mitotic spindle, but not to centrosomes and CCNB1 localization to both mitotic spindle and centrosomes(PubMed:18361916, PubMed:21402792). Involved in centriole duplication. Required for CDK5RAP2, CEP152, WDR62 and CEP63 centrosomal localization and promotes the centrosomal localization of CDK2(PubMed:26297806). In non-mitotic cells, upon stress induction, inhibits mammalian target of rapamycin complex 1(mTORC1) association and recruits the mTORC1 component RPTOR to stress granules(SGs), thereby preventing mTORC1 hyperactivation-induced apoptosis(PubMed:23953116). May enhance GSK3B-mediated phosphorylation of other substrates, such as MAPT/TAU(PubMed:18055457).

### Immunogen information

Immunogen:	sperm associated antigen 5
Synonyms:	None
Observed MW:	135 kDa,150kDa

### Wuhan Fine Biotech Co., Ltd.

B9 Bld, High-Tech Medical Devices Park, No. 818 GaoxinAve.East Lake High-Tech Development Zone.Wuhan, Hubei, China(430206)

Tel :( 0086)027-87384275

Fax: (0086)027-87800889 [www.fn-test.com](http://www.fn-test.com)

UniprotID : Q96R06

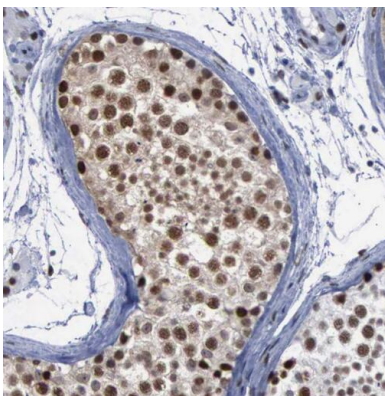
### Application

Reactivity: Human

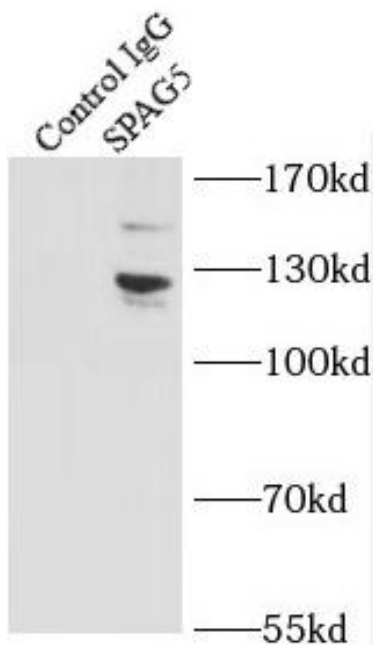
Tested Application: ELISA, WB, IHC, IF, IP

Recommended dilution: WB: 1:500-1:2000; IP: 1:200-1:1000; IHC: 1:20-1:200; IF: 1:20-1:200

Image:



Immunohistochemistry of paraffin-embedded human testis using FNab08143 (SPAG5 antibody) at dilution of 1:100




IP Result of anti-SPAG5 (IP:FNab08143, 5ug; Detection:FNab08143 1:1000) with HeLa cells lysate 3000ug.

**Wuhan Fine Biotech Co., Ltd.**

B9 Bld, High-Tech Medical Devices Park, No. 818 GaoxinAve. East Lake High-Tech Development Zone. Wuhan, Hubei, China(430206)

Tel : (0086)027-87384275

Fax: (0086)027-87800889 [www.fn-test.com](http://www.fn-test.com)



HeLa cells were subjected to SDS PAGE followed by western blot with FNab08143(SPAG5 antibody) at dilution of 1:1000