

anti- SPAG16 antibody

Product Information

Catalog No.:	FNab08140
Size:	100µg
Form:	liquid
Purification:	Immunogen affinity purified
Purity:	≥95% as determined by SDS-PAGE
Host:	Rabbit
Clonality:	polyclonal
Clone ID:	None
IsoType:	IgG
Storage:	PBS with 0.02% sodium azide and 50% glycerol pH 7.3, -20°C for 12 months (Avoid repeated freeze / thaw cycles.)

Background

Necessary for sperm flagellar function.Plays a role in motile ciliogenesis. May help to recruit STK36 to the cilium or apical surface of the cell to initiate subsequent steps of construction of the central pair apparatus of motile cilia(By similarity).

Immunogen information

Immunogen:	sperm associated antigen 16
Synonyms:	PF20
Observed MW:	71 kDa
UniprotID :	Q8N0X2

Application

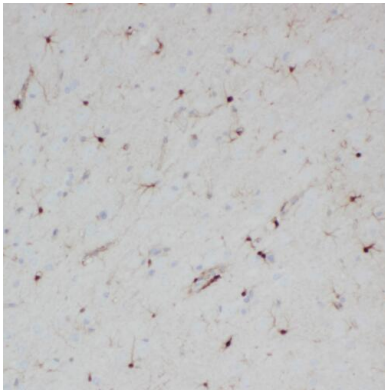
Reactivity:	Human, Mouse, Rat
Tested Application:	ELISA, WB, IHC, IF, IP
Recommended dilution:	WB: 1:500-1:2000; IP: 1:200-1:1000; IHC: 1:20-1:200; IF: 1:20-1:200
Image:	

Wuhan Fine Biotech Co., Ltd.

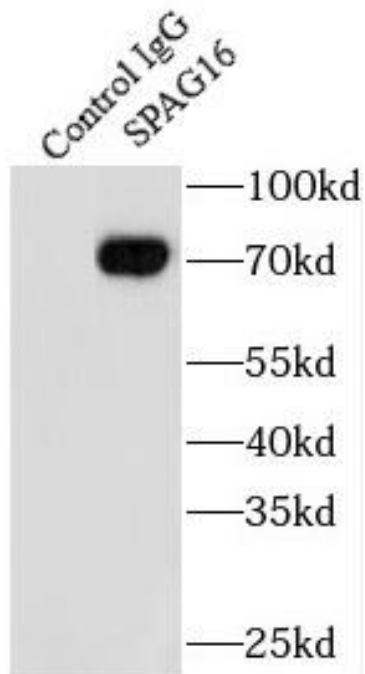
B9 Bld, High-Tech Medical Devices Park, No. 818 GaoxinAve.East Lake High-Tech Development Zone.Wuhan, Hubei, China(430206)

Tel :(0086)027-87384275


Fax: (0086)027-87800889 www.fn-test.com



Immunohistochemistry of paraffin-embedded human brain using FNab08140(SPAG16 antibody) at dilution of 1:100



IP Result of anti-SPAG16 (IP:FNab08140, 4ug; Detection:FNab08140 1:1000) with mouse testis tissue lysate 4000ug.



rat testis tissue were subjected to SDS PAGE followed by western blot with FNab08140(SPAG16 antibody) at dilution of 1:1000