

## anti- SMYD3 antibody

### Product Information

Catalog No.:	FNab08049
Size:	100µg
Form:	liquid
Purification:	Immunogen affinity purified
Purity:	≥95% as determined by SDS-PAGE
Host:	Rabbit
Clonality:	polyclonal
Clone ID:	None
IsoType:	IgG
Storage:	PBS with 0.02% sodium azide and 50% glycerol pH 7.3, -20°C for 12 months (Avoid repeated freeze / thaw cycles.)

### Background

Histone methyltransferase. Specifically methylates 'Lys-4' of histone H3, inducing di-and tri-methylation, but not monomethylation(PubMed:15235609, PubMed:22419068). Also methylates 'Lys-5' of histone H4(PubMed:22419068). Plays an important role in transcriptional activation as a member of an RNA polymerase complex(PubMed:15235609). Binds DNA containing 5'-CCCTCC-3' or 5'-GAGGGG-3' sequences(PubMed:15235609).

### Immunogen information

Immunogen:	SET and MYND domain containing 3
Synonyms:	ZMYND1, ZNFN3A1
Observed MW:	42-45 kDa
UniprotID :	Q9H7B4

### Application

Reactivity:	Human, Mouse, Rat
Tested Application:	ELISA, IHC, IP, WB
Recommended dilution:	WB: 1:500-1:2000; IP: 1:200-1:1000; IHC: 1:20-1:200

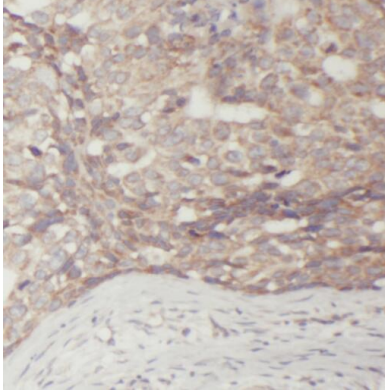
### Wuhan Fine Biotech Co., Ltd.

B9 Bld, High-Tech Medical Devices Park, No. 818 GaoxinAve.East Lake High-Tech Development Zone.Wuhan, Hubei, China(430206)

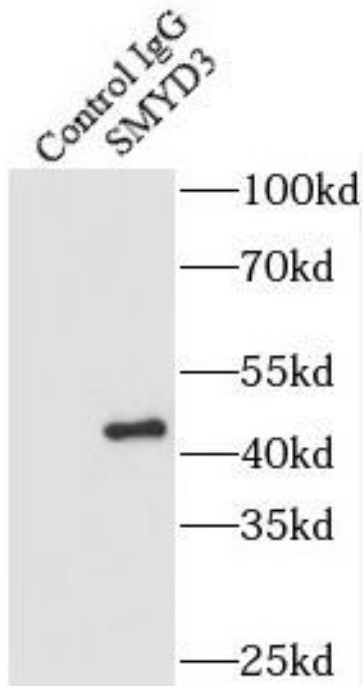
Tel :( 0086)027-87384275

Fax: (0086)027-87800889 [www.fn-test.com](http://www.fn-test.com)

Image:



Immunohistochemistry of paraffin-embedded human breast cancer using FNab08049(SMYD3 antibody) at dilution of 1:50



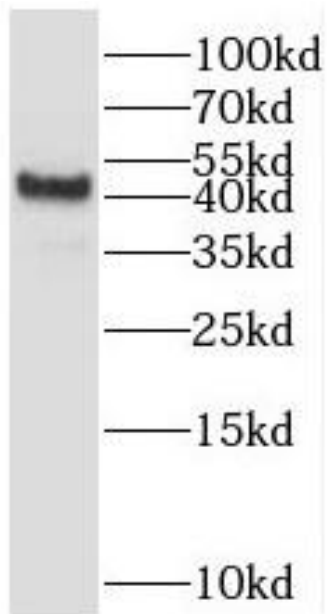
IP Result of anti-SMYD3 (IP:FNab08049, 4ug; Detection:FNab08049 1:500) with COLO 320 cells lysate 1280ug.

**Wuhan Fine Biotech Co., Ltd.**

B9 Bld, High-Tech Medical Devices Park, No. 818 GaoxinAve.East Lake High-Tech Development Zone.Wuhan, Hubei, China(430206)

Tel : (0086)027-87384275

Fax: (0086)027-87800889 [www.fn-test.com](http://www.fn-test.com)



mouse brain tissue were subjected to SDS PAGE followed by western blot with FNab08049(SMYD3 antibody) at dilution of 1:800