

anti- SLP76 antibody

Product Information

Catalog No.:	FNab07988
Size:	100µg
Form:	liquid
Purification:	Immunogen affinity purified
Purity:	≥95% as determined by SDS-PAGE
Host:	Rabbit
Clonality:	polyclonal
Clone ID:	None
IsoType:	IgG
Storage:	PBS with 0.02% sodium azide and 50% glycerol pH 7.3 , -20°C for 24 months (Avoid repeated freeze / thaw cycles.)

Background

Involved in T-cell antigen receptor mediated signaling.

Immunogen information

Immunogen:	lymphocyte cytosolic protein 2(SH2 domain containing leukocyte protein of 76kDa)
Synonyms:	LCP2, Lymphocyte cytosolic protein 2, SLP 76, SLP 76 tyrosine phosphoprotein, SLP76
Observed MW:	70kd
Uniprot ID :	Q13094

Application

Reactivity:	Human, Mouse, Rat
Tested Application:	ELISA, WB,IHC,IP
Recommended dilution:	WB: 1:500-1:2000; IP: 1:500-1:1000; IHC: 1:50-1:500
Image:	

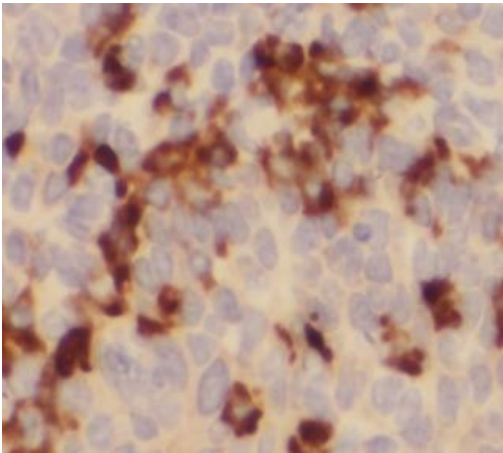
Wuhan Fine Biotech Co., Ltd.

B9 Bld, High-Tech Medical Devices Park, No. 818 Gaoxin Ave. East Lake High-Tech Development Zone. Wuhan, Hubei, China(430206)

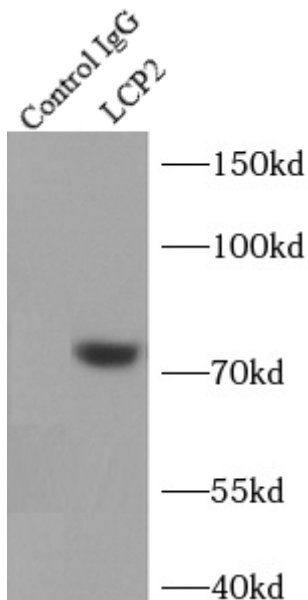
Tel : (0086)027-87384275

Fax: (0086)027-87800889

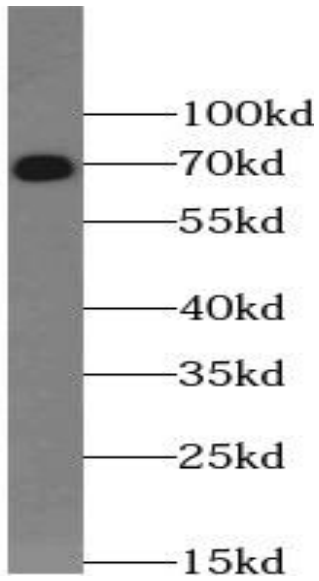
www.fn-test.com



Immunohistochemistry of paraffin-embedded human tonsillitis tissue slide using FNab07988(LCP2 Antibody) at dilution of 1:200



IP Result of anti-LCP2 (IP:FNab07988, 4ug; Detection: FNab07988 1:600) with Jurkat cells lysate 4000ug.



Jurkat cells were subjected to SDS PAGE followed by western blot with FNab07988(LCP2 antibody) at dilution of 1:1000