

anti- SLIT2 antibody

Product Information

Catalog No.:	FNab07981
Size:	100µg
Form:	liquid
Purification:	Immunogen affinity purified
Purity:	≥95% as determined by SDS-PAGE
Host:	Rabbit
Clonality:	polyclonal
Clone ID:	None
IsoType:	IgG
Storage:	PBS with 0.02% sodium azide and 50% glycerol pH 7.3, -20°C for 12 months (Avoid repeated freeze / thaw cycles.)

Background

None

Immunogen information

Immunogen:	slit homolog 2
Synonyms:	SLIL3, Slit 2, slit homolog 2, Slit homolog 2 protein, SLIT2
Observed MW:	175 kDa
Uniprot ID :	O94813

Application

Reactivity:	Human, Mouse, Rat
Tested Application:	ELISA, IHC, WB, IF
Recommended dilution:	WB: 1:500-1:1000; IHC: 1:20-1:200; IF: 1:20-1:200
Image:	

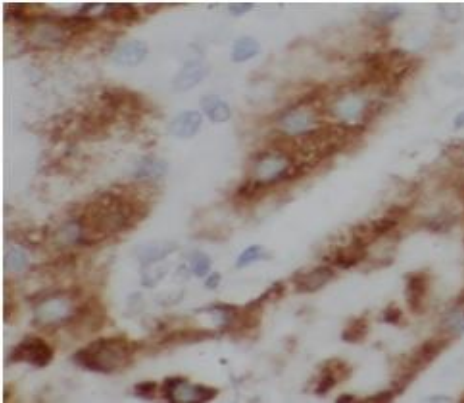
Wuhan Fine Biotech Co., Ltd.

B9 Bld, High-Tech Medical Devices Park, No. 818 Gaoxin Ave. East Lake High-Tech Development Zone. Wuhan, Hubei, China(430206)

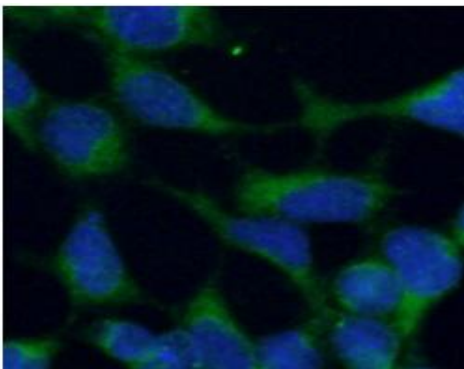
Tel : (0086)027-87384275

Fax: (0086)027-87800889


www.fn-test.com



Immunohistochemistry of paraffin-embedded human kidney using FNab07981(SLIT2-Specific antibody) at dilution of 1:50



Immunofluorescent analysis of HEK-293 cells using FNab07981(SLIT2 antibody) at dilution of 1:50



HEK-293 cells were subjected to SDS PAGE followed by western blot with FNab07981(SLIT2-Specific antibody) at dilution of 1:600