

## anti- SIRT1 antibody

### Product Information

Catalog No.:	FNab07877
Size:	100µg
Form:	liquid
Purification:	Immunogen affinity purified
Purity:	≥95% as determined by SDS-PAGE
Host:	Rabbit
Clonality:	polyclonal
Clone ID:	None
IsoType:	IgG
Storage:	PBS with 0.02% sodium azide and 50% glycerol pH 7.3, -20°C for 12 months (Avoid repeated freeze / thaw cycles.)

### Background

This gene encodes a member of the sirtuin family of proteins, homologs to the yeast Sir2 protein. Members of the sirtuin family are characterized by a sirtuin core domain and grouped into four classes. The functions of human sirtuins have not yet been determined; however, yeast sirtuin proteins are known to regulate epigenetic gene silencing and suppress recombination of rDNA. Studies suggest that the human sirtuins may function as intracellular regulatory proteins with mono-ADP-ribosyltransferase activity. The protein encoded by this gene is included in class I of the sirtuin family. Alternative splicing results in multiple transcript variants.

### Immunogen information

Immunogen:	sirtuin (silent mating type information regulation 2 homolog) 1
Synonyms:	hSIR2, hSIRT1, SIR2 like protein 1, SIR2L1, SIRT1
Observed MW:	130 kDa
UniprotID :	Q96EB6

### Application

Reactivity:	Human, Mouse, Rat
-------------	-------------------

### Wuhan Fine Biotech Co., Ltd.

B9 Bld, High-Tech Medical Devices Park, No. 818 GaoxinAve.East Lake High-Tech Development Zone.Wuhan, Hubei, China(430206)

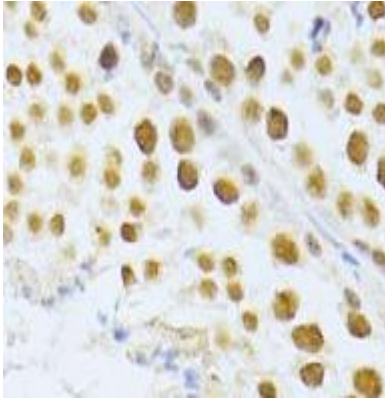
Tel : (0086)027-87384275

Fax: (0086)027-87800889 [www.fn-test.com](http://www.fn-test.com)

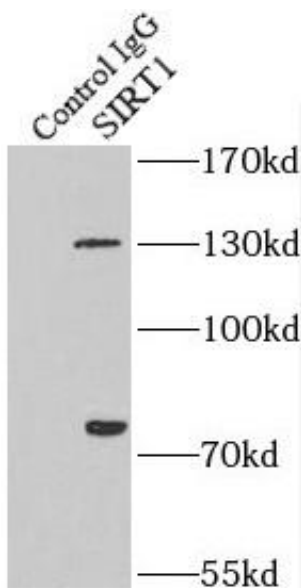
Tested Application: ELISA, WB, IHC, IP

Recommended dilution: WB: 1:500 - 1:2000; IHC: 1:50 - 1:200; IP: 1:50 - 1:100

Image:



Immunohistochemistry of paraffin-embedded mouse testis tissue slide using FNab07877( SIRT1 Antibody) at dilution of 1:100



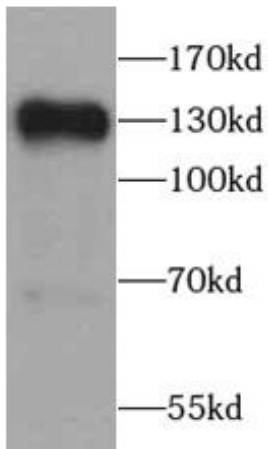
IP Result of anti-SIRT1 (IP:FNab07877, 4ug; Detection:FNab07877 1:500) with mouse testis tissue lysate 8000ug.

**Wuhan Fine Biotech Co., Ltd.**

B9 Bld, High-Tech Medical Devices Park, No. 818 GaoxinAve. East Lake High-Tech Development Zone. Wuhan, Hubei, China(430206)

Tel : (0086)027-87384275

Fax: (0086)027-87800889 [www.fn-test.com](http://www.fn-test.com)



HeLa cells were subjected to SDS PAGE followed by western blot with FNab07877( SIRT1 Antibody) at dilution of 1:1000