

anti- SEPT6 antibody

Product Information

Catalog No.:	FNab07725
Size:	100µg
Form:	liquid
Purification:	Immunogen affinity purified
Purity:	≥95% as determined by SDS-PAGE
Host:	Rabbit
Clonality:	polyclonal
Clone ID:	None
IsoType:	IgG
Storage:	PBS with 0.02% sodium azide and 50% glycerol pH 7.3, -20°C for 12 months (Avoid repeated freeze / thaw cycles.)

Background

Filament-forming cytoskeletal GTPase. Required for normal organization of the actin cytoskeleton. Involved in cytokinesis. May play a role in HCV RNA replication.

Immunogen information

Immunogen:	septin 6
Synonyms:	KIAA0128, SEP2
Observed MW:	50 kDa
Uniprot ID :	Q14141

Application

Reactivity:	Human, Mouse, Rat
Tested Application:	ELISA, IHC, WB, IP
Recommended dilution:	WB: 1:500-1:2000; IP: 1:200-1:1000; IHC: 1:50-1:500
Image:	

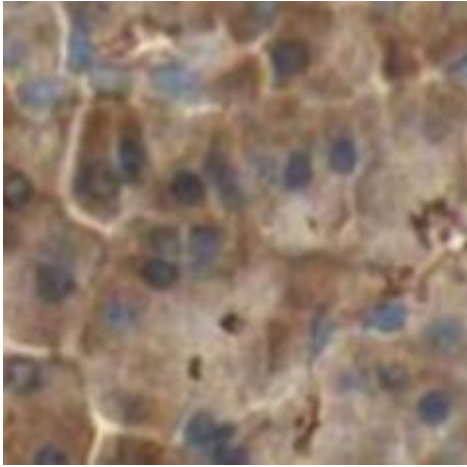
Wuhan Fine Biotech Co., Ltd.

B9 Bld, High-Tech Medical Devices Park, No. 818 Gaoxin Ave. East Lake High-Tech Development Zone. Wuhan, Hubei, China(430206)

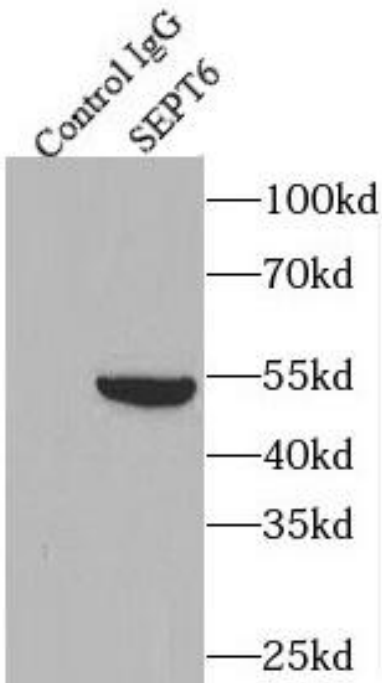
Tel : (0086)027-87384275

Fax: (0086)027-87800889

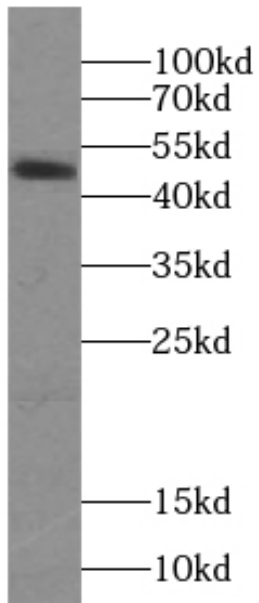
www.fn-test.com



Immunohistochemistry of paraffin-embedded human cervical cancer using FNab07725(SEPT6 antibody) at dilution of 1:100



IP Result of anti-SEPT6 (IP:FNab07725, 4ug; Detection:FNab07725 1:600) with rat brain tissue lysate 4000ug.



Jurkat cells were subjected to SDS PAGE followed by western blot with FNab07725(SEPT6 Antibody) at dilution of 1:600