

anti- SALL4 antibody

Product Information

Catalog No.:	FNab07583
Size:	100µg
Form:	liquid
Purification:	Immunogen affinity purified
Purity:	≥95% as determined by SDS-PAGE
Host:	Rabbit
Clonality:	polyclonal
Clone ID:	None
IsoType:	IgG
Storage:	PBS with 0.02% sodium azide and 50% glycerol pH 7.3, -20°C for 12 months (Avoid repeated freeze / thaw cycles.)

Background

Immunogen information

Immunogen:	sal-like 4(Drosophila)
Synonyms:	ZNF797
Observed MW:	66-75kDa
UniprotID :	Q9UJQ4

Application

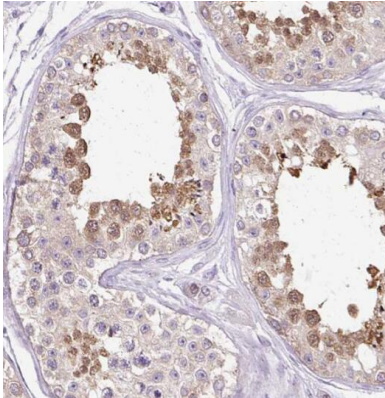
Reactivity:	Human
Tested Application:	ELISA, WB, IHC, IP
Recommended dilution:	WB: 1:500-1:2000; IP: 1:200-1:1000; IHC: 1:20-1:200
Image:	

Wuhan Fine Biotech Co., Ltd.

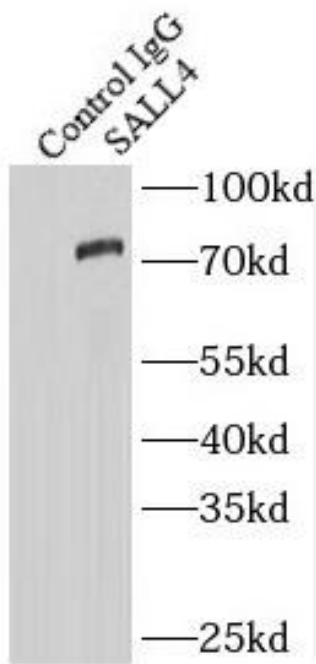
B9 Bld, High-Tech Medical Devices Park, No. 818 GaoxinAve.East Lake High-Tech Development Zone.Wuhan, Hubei, China(430206)

Tel : (0086)027-87384275


Fax: (0086)027-87800889 www.fn-test.com



Immunohistochemistry of paraffin-embedded human testis slide using FNab07583(SALL4 Antibody) at dilution of 1:50



IP Result of anti-SALL4 (IP:FNab07583, 4ug; Detection:FNab07583 1:600) with HepG2 cells lysate 3600ug.



HepG2 cells were subjected to SDS PAGE followed by western blot with FNab07583(SALL4 Antibody) at dilution of 1:1000