

anti- RRAS antibody

Product Information

Catalog No.:	FNab07489
Size:	100µg
Form:	liquid
Purification:	Immunogen affinity purified
Purity:	≥95% as determined by SDS-PAGE
Host:	Rabbit
Clonality:	polyclonal
IsoType:	IgG
Storage:	PBS with 0.02% sodium azide and 50% glycerol pH 7.3, -20°C for 12 months (Avoid repeated freeze / thaw cycles.)

Background

Regulates the organization of the actin cytoskeleton(PubMed:16537651, PubMed:18270267).
With OSPBL3, modulates integrin beta-1(ITGB1) activity(PubMed:18270267).

Immunogen information

Immunogen:	related RAS viral(r-ras) oncogene homolog
Synonyms:	p23, Ras related protein R Ras, RRAS
Observed MW:	23 kDa
UniprotID :	P10301

Application

Reactivity:	Human
Tested Application:	ELISA, WB, IHC, IP
Recommended dilution:	WB: 1:500-1:3000; IP: 1:200-1:1000; IHC: 1:20-1:200
Image:	

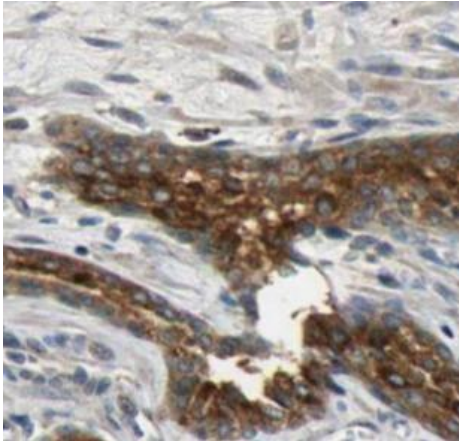
Wuhan Fine Biotech Co., Ltd.

B9 Bld, High-Tech Medical Devices Park, No. 818 GaoxinAve.East Lake High-Tech Development Zone.Wuhan, Hubei, China(430206)

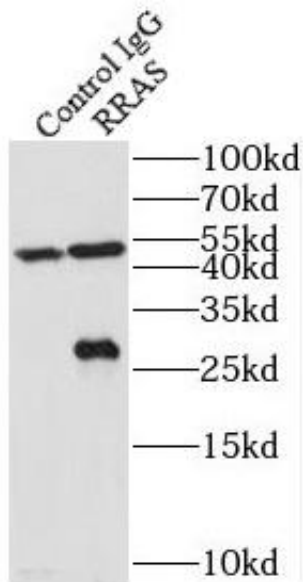
Tel : (0086)027-87384275

Fax: (0086)027-87800889


www.fn-test.com



Immunohistochemistry of paraffin-embedded human prostate cancer using FNab07489(RRAS antibody) at dilution of 1:50



IP Result of anti-RRAS (IP:FNab07489, 4ug; Detection:FNab07489 1:300) with mouse spleen tissue lysate 4000ug.



human spleen tissue were subjected to SDS PAGE followed by western blot with FNab07489(RRAS antibody) at dilution of 1:500