

anti- RPGRIP1L antibody

Product Information

Catalog No.:	FNab07404
Size:	100µg
Form:	liquid
Purification:	Immunogen affinity purified
Purity:	≥95% as determined by SDS-PAGE
Host:	Rabbit
Clonality:	polyclonal
Clone ID:	None
IsoType:	IgG
Storage:	PBS with 0.02% sodium azide and 50% glycerol pH 7.3, -20°C for 12 months (Avoid repeated freeze / thaw cycles.)

Background

Negatively regulates signaling through the G-protein coupled thromboxane A2 receptor(TBXA2R). May be involved in mechanisms like programmed cell death, craniofacial development, patterning of the limbs, and formation of the left-right axis(By similarity). Involved in the organization of apical junctions in kidney cells together with NPHP1 and NPHP4(By similarity). Does not seem to be strictly required for ciliogenesis(By similarity).

Immunogen information

Immunogen:	RPGRIP1-like
Synonyms:	CORS3, FTM, JBTS7, KIAA1005, MKS5, Protein fantom, RPGRIP1 like, RPGRIP1 like protein, RPGRIP1L
Observed MW:	151 kDa
UniprotID :	Q68CZ1

Application

Reactivity:	Human
Tested Application:	ELISA, WB, IHC, IP

Wuhan Fine Biotech Co., Ltd.

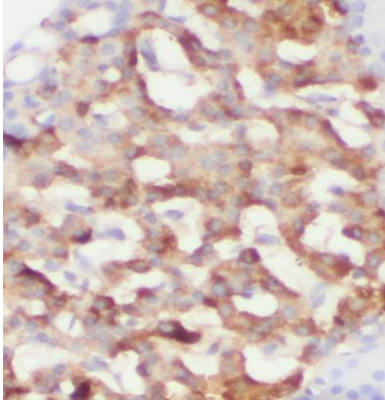
B9 Bld, High-Tech Medical Devices Park, No. 818 GaoxinAve.East Lake High-Tech Development Zone.Wuhan, Hubei, China(430206)

Tel : (0086)027-87384275

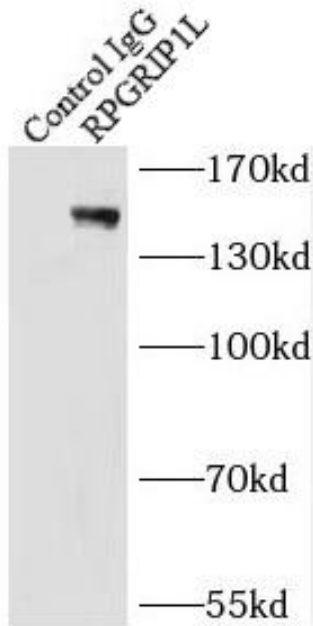
Fax: (0086)027-87800889 www.fn-test.com

Recommended dilution: WB: 1:500-1:2000; IP: 1:500-1:1000; IHC: 1:50-1:500

Image:



Immunohistochemistry of paraffin-embedded human pancreas using FNab07404(RPGRIP1L antibody) at dilution of 1:50




IP Result of anti-RPGRIP1L (IP:FNab07404, 4ug; Detection:FNab07404 1:700) with HEK-293 cells lysate 3200ug.

Wuhan Fine Biotech Co., Ltd.

B9 Bld, High-Tech Medical Devices Park, No. 818 GaoxinAve. East Lake High-Tech Development Zone. Wuhan, Hubei, China(430206)

Tel : (0086)027-87384275

Fax: (0086)027-87800889 www.fn-test.com



HEK-293 cells were subjected to SDS PAGE followed by western blot with FNab07404(RPGRIP1L antibody) at dilution of 1:800