

anti- RASGAP antibody

Product Information

Catalog No.:	FNab07128
Size:	100µg
Form:	liquid
Purification:	Immunogen affinity purified
Purity:	≥95% as determined by SDS-PAGE
Host:	Rabbit
Clonality:	polyclonal
Clone ID:	None
IsoType:	IgG
Storage:	PBS with 0.02% sodium azide and 50% glycerol pH 7.3, -20°C for 12 months (Avoid repeated freeze / thaw cycles.)

Background

Inhibitory regulator of the Ras-cyclic AMP pathway. Stimulates the GTPase of normal but not oncogenic Ras p21; this stimulation may be further increased in the presence of NCK1.

Immunogen information

Immunogen:	RAS p21 protein activator(GTPase activating protein) 1
Synonyms:	CM AVM, CMAVM, DKFZp434N071, GAP, GTPase activating protein, p120GAP, p120RASGAP, PKWS, Ras p21 protein activator, RASA, RASA1, RASGAP
Observed MW:	116kd
UniprotID :	P20936

Application

Reactivity:	Human, Mouse, Rat
Tested Application:	ELISA, WB, IHC, IP
Recommended dilution:	WB: 1:200-1:2000; IP: 1:200-1:2000; IHC: 1:20-1:200

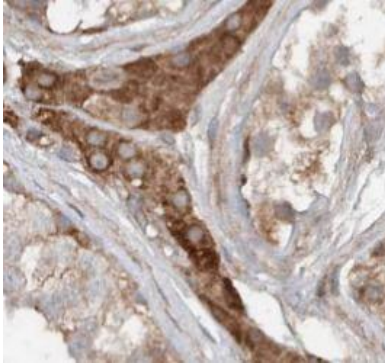
Wuhan Fine Biotech Co., Ltd.

B9 Bld, High-Tech Medical Devices Park, No. 818 GaoxinAve.East Lake High-Tech Development Zone.Wuhan, Hubei, China(430206)

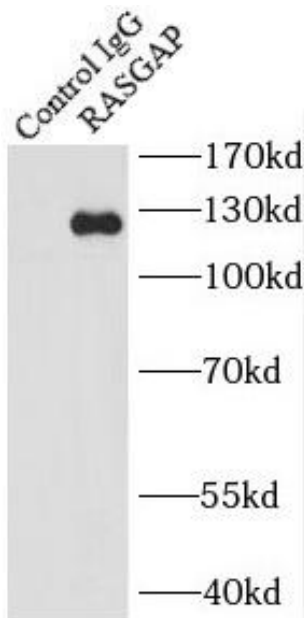
Tel : (0086)027-87384275

Fax: (0086)027-87800889 www.fn-test.com

Image:



Immunohistochemistry of paraffin-embedded human testis tissue slide using FNab07128(RASA1 Antibody) at dilution of 1:50



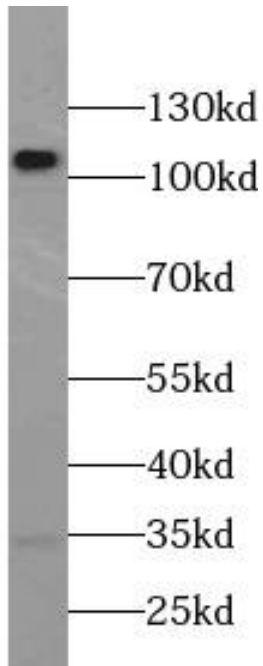
IP Result of anti-RASGAP (IP:FNab07128, 4ug; Detection:FNab07128 1:500) with mouse testis tissue lysate 4000ug.

Wuhan Fine Biotech Co., Ltd.

B9 Bld, High-Tech Medical Devices Park, No. 818 GaoxinAve. East Lake High-Tech Development Zone. Wuhan, Hubei, China(430206)

Tel : (0086)027-87384275

Fax: (0086)027-87800889 www.fn-test.com



mouse testis tissue were subjected to SDS PAGE followed by western blot with FNab07128(RASA1 antibody) at dilution of 1:400

Wuhan Fine Biotech Co., Ltd.

B9 Bld, High-Tech Medical Devices Park, No. 818 GaoxinAve. East Lake High-Tech Development Zone. Wuhan, Hubei, China(430206)

Tel : (0086)027-87384275

Fax: (0086)027-87800889 www.fn-test.com