

anti- RAD18 antibody

Product Information

Catalog No.:	FNab07075
Size:	100µg
Form:	liquid
Purification:	Immunogen affinity purified
Purity:	≥95% as determined by SDS-PAGE
Host:	Rabbit
Clonality:	polyclonal
Clone ID:	None
IsoType:	IgG
Storage:	PBS with 0.02% sodium azide and 50% glycerol pH 7.3, -20°C for 12 months (Avoid repeated freeze / thaw cycles.)

Background

The protein encoded by this gene is highly similar to *S. cerevisiae* DNA damage repair protein Rad18. Yeast Rad18 functions through its interaction with Rad6, which is an ubiquitin-conjugating enzyme required for post-replication repair of damaged DNA. Similar to its yeast counterpart, this protein is able to interact with the human homolog of yeast Rad6 protein through a conserved ring-finger motif. Mutation of this motif results in defective replication of UV-damaged DNA and hypersensitivity to multiple mutagens.

Immunogen information

Immunogen:	RAD18 homolog (<i>S. cerevisiae</i>)
Synonyms:	RNF73
Observed MW:	80 kDa
UniprotID :	Q9NS91

Application

Reactivity:	Human, Mouse, Rat
Tested Application:	ELISA, WB, IHC, IF

Wuhan Fine Biotech Co., Ltd.

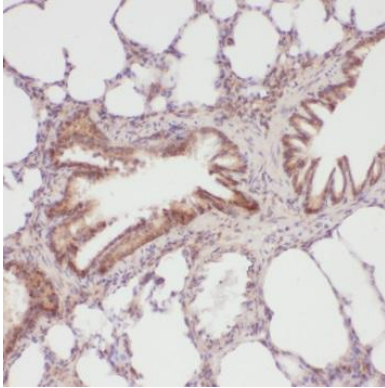
B9 Bld, High-Tech Medical Devices Park, No. 818 GaoxinAve. East Lake High-Tech Development Zone. Wuhan, Hubei, China(430206)

Tel : (0086)027-87384275

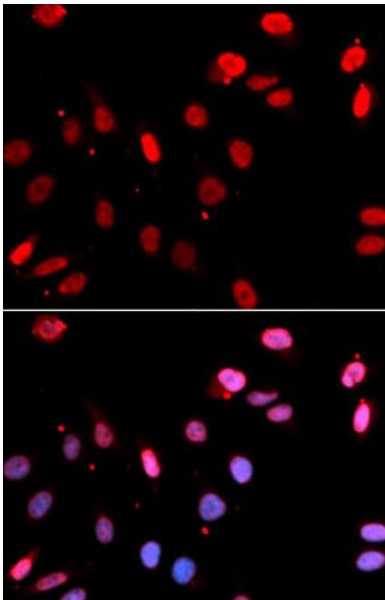
Fax: (0086)027-87800889 www.fn-test.com

Recommended dilution: WB: 1:500 - 1:2000; IHC: 1:50 - 1:200; IF: 1:50 - 1:200

Image:



Immunohistochemistry of paraffin-embedded human lung using FNab07075(RAD18 antibody) at dilution of 1:50



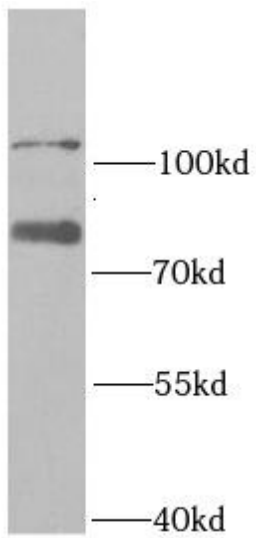
Immunofluorescence analysis of U2OS cells using FNab07075(RAD18 Antibody) at dilution of 1:100

Wuhan Fine Biotech Co., Ltd.

B9 Bld, High-Tech Medical Devices Park, No. 818 GaoxinAve. East Lake High-Tech Development Zone. Wuhan, Hubei, China(430206)

Tel : (0086)027-87384275

Fax: (0086)027-87800889 www.fn-test.com



HeLa cells were subjected to SDS PAGE followed by western blot with FNab07075(RAD18 Antibody) at dilution of 1:1000