

anti- RAB22A antibody

Product Information

Catalog No.:	FNab07004
Size:	100µg
Form:	liquid
Purification:	Immunogen affinity purified
Purity:	≥95% as determined by SDS-PAGE
Host:	Rabbit
Clonality:	polyclonal
Clone ID:	None
IsoType:	IgG
Storage:	PBS with 0.02% sodium azide and 50% glycerol pH 7.3, -20°C for 12 months (Avoid repeated freeze / thaw cycles.)

Background

Plays a role in endocytosis and intracellular protein transport. Mediates trafficking of TF from early endosomes to recycling endosomes. Required for NGF-mediated endocytosis of NTRK1, and subsequent neurite outgrowth. Binds GTP and GDP and has low GTPase activity. Alternates between a GTP-bound active form and a GDP-bound inactive form.

Immunogen information

Immunogen:	RAB22A, member RAS oncogene family
Synonyms:	RAB22
Observed MW:	22 kDa
UniprotID :	Q9UL26

Application

Reactivity:	Human, Mouse
Tested Application:	ELISA, WB, IHC, IP
Recommended dilution:	WB: 1:500-1:2000; IP: 1:200-1:1000; IHC: 1:20-1:200

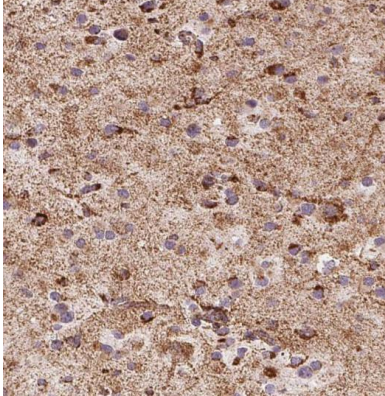
Wuhan Fine Biotech Co., Ltd.

B9 Bld, High-Tech Medical Devices Park, No. 818 Gaoxin Ave. East Lake High-Tech Development Zone. Wuhan, Hubei, China (430206)

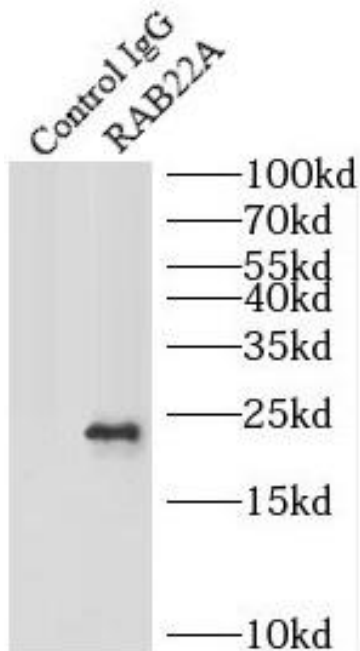
Tel : (0086)027-87384275

Fax: (0086)027-87800889 www.fn-test.com

Image:



Immunohistochemistry of paraffin-embedded human gliomas using FNab07004(RAB22A antibody) at dilution of 1:50



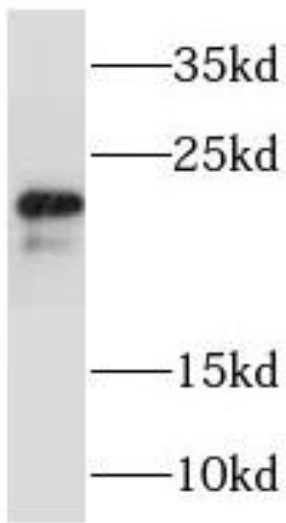
IP result of anti-RAB22A(IP:FNab07004, 4ug; Detection:FNab07004 1:300) with COLO 320 cells lysate 2560 ug

Wuhan Fine Biotech Co., Ltd.

B9 Bld, High-Tech Medical Devices Park, No. 818 GaoxinAve. East Lake High-Tech Development Zone. Wuhan, Hubei, China(430206)

Tel : (0086)027-87384275

Fax: (0086)027-87800889 www.fn-test.com



BxPC-3 cells were subjected to SDS PAGE followed by western blot with FNab07004(RAB22A antibody) at dilution of 1:400