

## anti- PPP3R1 antibody

### Product Information

Catalog No.:	FNab06731
Size:	100µg
Form:	liquid
Purification:	Immunogen affinity purified
Purity:	≥95% as determined by SDS-PAGE
Host:	Rabbit
Clonality:	polyclonal
Clone ID:	None
IsoType:	IgG
Storage:	PBS with 0.02% sodium azide and 50% glycerol pH 7.3, -20°C for 12 months (Avoid repeated freeze / thaw cycles.)

### Background

Protein phosphatase 3 (PPP3, formerly PP2B, Calcineurin), a serine/ threonine protein phosphatase, is a heterodimer composed of one catalytic subunit (PPP3C, Calcineurin A) and one regulatory subunit (PPP3R, Calcineurin B). PPP3R has two isoforms, PPP3R1 and PPP3R2. PPP3R1 is ubiquitously expressed in different tissues and is coded by the PPP3R1 gene which was mapped recently to human chromosome 2. PPP3R1 has four functional calcium-binding sites.

### Immunogen information

Immunogen:	protein phosphatase 3 (formerly 2B), regulatory subunit B, alpha isoform
Synonyms:	CNA2, CNB
Observed MW:	15 kDa
UniprotID :	P63098

### Application

Reactivity:	Human, Mouse, Rat
Tested Application:	ELISA, IHC, IP, WB, IF
Recommended dilution:	WB: 1:500 - 1:2000; IHC: 1:50 - 1:200; IF: 1:50 - 1:100; IP: 1:50 - 1:200

1

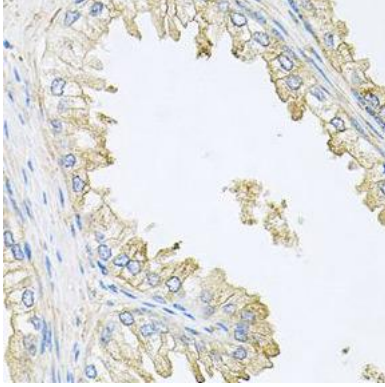
### Wuhan Fine Biotech Co., Ltd.

B9 Bld, High-Tech Medical Devices Park, No. 818 GaoxinAve. East Lake High-Tech Development Zone. Wuhan, Hubei, China(430206)

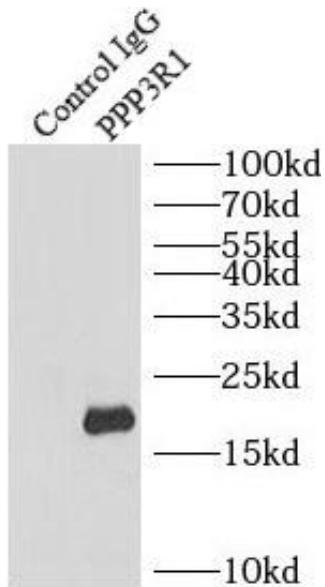
Tel : (0086)027-87384275

Fax: (0086)027-87800889 [www.fn-test.com](http://www.fn-test.com)

Image:



Immunohistochemistry of paraffin-embedded human prostate using FNab06731(PPP3R1 antibody) at dilution of 1:100



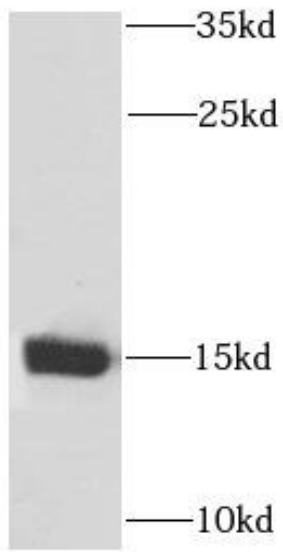
IP Result of anti-PPP3R1 (IP:FNab06731, 3ug; Detection:FNab06731 1:300) with HeLa cells lysate 5000ug.

**Wuhan Fine Biotech Co., Ltd.**

B9 Bld, High-Tech Medical Devices Park, No. 818 GaoxinAve. East Lake High-Tech Development Zone. Wuhan, Hubei, China(430206)

Tel : (0086)027-87384275

Fax: (0086)027-87800889 [www.fn-test.com](http://www.fn-test.com)



K-562 cells were subjected to SDS PAGE followed by western blot with FNab06731(PPP3R1 antibody) at dilution of 1:1000