

## anti- PDE8A antibody

### Product Information

Catalog No.:	FNab06262
Size:	100µg
Form:	liquid
Purification:	Immunogen affinity purified
Purity:	≥95% as determined by SDS-PAGE
Host:	Rabbit
Clonality:	polyclonal
Clone ID:	None
IsoType:	IgG
Storage:	PBS with 0.02% sodium azide and 50% glycerol pH 7.3, -20°C for 12 months (Avoid repeated freeze / thaw cycles.)

### Background

Hydrolyzes the second messenger cAMP, which is a key regulator of many important physiological processes. May be involved in maintaining basal levels of the cyclic nucleotide and/or in the cAMP regulation of germ cell development.

### Immunogen information

Immunogen:	phosphodiesterase 8A
Synonyms:	None
Observed MW:	93KD,88KD
UniprotID :	O60658

### Application

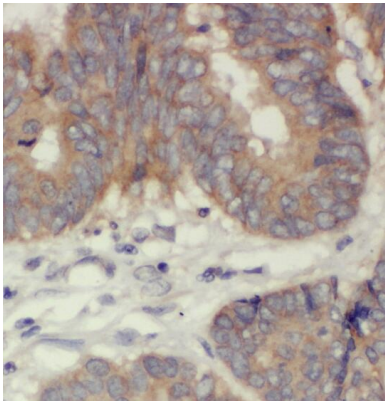
Reactivity:	Human, Mouse, Rat
Tested Application:	ELISA, WB, IHC, IP
Recommended dilution:	WB: 1:500-1:2000; IP: 1:200-1:1000; IHC: 1:20-1:200
Image:	

### Wuhan Fine Biotech Co., Ltd.

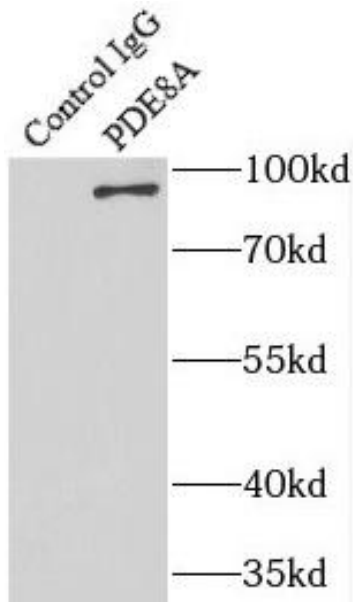
B9 Bld, High-Tech Medical Devices Park, No. 818 GaoxinAve. East Lake High-Tech Development Zone. Wuhan, Hubei, China(430206)

Tel : (0086)027-87384275


Fax: (0086)027-87800889 [www.fn-test.com](http://www.fn-test.com)



Immunohistochemistry of paraffin-embedded human colon cancer using FNab06262(PDE8A antibody) at dilution of 1:100



IP Result of anti-PDE8A (IP:FNab06262, 5ug; Detection:FNab06262 1:1000) with mouse testis tissue lysate 8000ug.



mouse testis tissue were subjected to SDS PAGE followed by western blot with FNab06262(PDE8A antibody) at dilution of 1:1000