

anti- PARP9 antibody

Product Information

Catalog No.:	FNab06160
Size:	100µg
Form:	liquid
Purification:	Immunogen affinity purified
Purity:	≥95% as determined by SDS-PAGE
Host:	Rabbit
Clonality:	polyclonal
Clone ID:	None
IsoType:	IgG
Storage:	PBS with 0.02% sodium azide and 50% glycerol pH 7.3, -20°C for 12 months (Avoid repeated freeze / thaw cycles.)

Background

In concert with DTX3L plays a role in PARP1-dependent DNA damage repair. PARP1-dependent PARP9/BAL1-DTX3L-mediated ubiquitination promotes the rapid and specific recruitment of 53BP1/TP53BP1, UIMC1/RAP80, and BRCA1 to DNA damage sites. Involved in inducing the expression of IFN-gamma-responsive genes.

Immunogen information

Immunogen:	poly(ADP-ribose) polymerase family, member 9
Synonyms:	B aggressive lymphoma protein, BAL, BAL1, PARP 9, PARP9, Poly [ADP ribose] polymerase 9
Observed MW:	88 kDa
UniprotID :	Q8IXQ6

Application

Reactivity:	Human, Rat
Tested Application:	ELISA, WB, IHC, IP
Recommended dilution:	WB: 1:500-1:1000; IP: 1:500-1:1000; IHC: 1:20-1:200

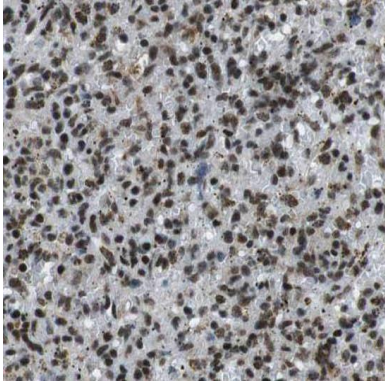
Wuhan Fine Biotech Co., Ltd.

B9 Bld, High-Tech Medical Devices Park, No. 818 GaoxinAve. East Lake High-Tech Development Zone. Wuhan, Hubei, China(430206)

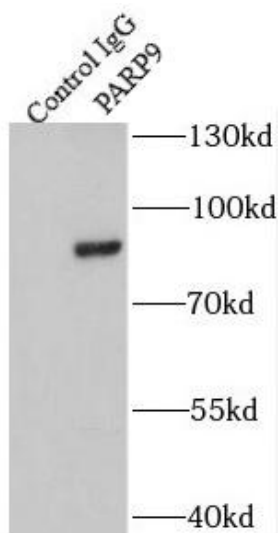
Tel : (0086)027-87384275

Fax: (0086)027-87800889 www.fn-test.com

Image:



Immunohistochemistry of paraffin-embedded human spleen using FNab06160(PARP9 antibody) at dilution of 1:50




IP Result of anti-PARP9 (IP:FNab06160, 4ug; Detection:FNab06160 1:500) with MCF-7 cells lysate 4000ug.

Wuhan Fine Biotech Co., Ltd.

B9 Bld, High-Tech Medical Devices Park, No. 818 GaoxinAve.East Lake High-Tech Development Zone.Wuhan, Hubei, China(430206)

Tel : (0086)027-87384275

Fax: (0086)027-87800889 www.fn-test.com



HeLa cells were subjected to SDS PAGE followed by western blot with FNab06160(PARP9 antibody) at dilution of 1:500