

anti- PABPC1,PABP antibody

Product Information

Catalog No.:	FNab06096
Size:	100µg
Form:	liquid
Purification:	Immunogen affinity purified
Purity:	≥95% as determined by SDS-PAGE
Host:	Rabbit
Clonality:	polyclonal
Clone ID:	None
IsoType:	IgG
Storage:	PBS with 0.02% sodium azide and 50% glycerol pH 7.3, -20°C for 12 months (Avoid repeated freeze / thaw cycles.)

Background

None

Immunogen information

Immunogen:	poly(A) binding protein, cytoplasmic 1
Synonyms:	PAB1, PABP, PABP 1, PABP1, PABPC1, PABPC2, PABPL1, Poly(A) binding protein 1
Observed MW:	71 kDa
UniprotID :	P11940

Application

Reactivity:	Human, Mouse, Rat
Tested Application:	ELISA, WB, IHC, IF, FC, IP
Recommended dilution:	WB: 1:500-1:2000; IP: 1:500-1:1000; IHC: 1:20-1:200; IF: 1:10-1:100
Image:	

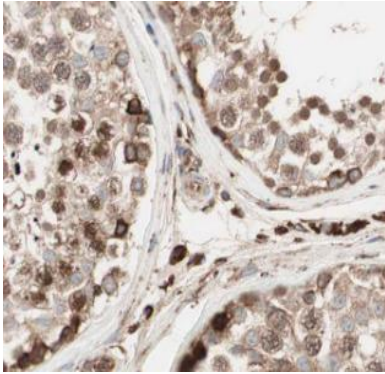
1

Wuhan Fine Biotech Co., Ltd.

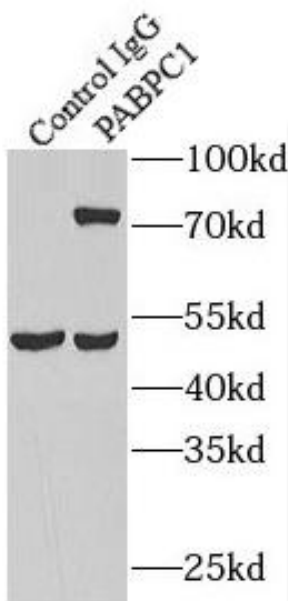
B9 Bld, High-Tech Medical Devices Park, No. 818 GaoxinAve.East Lake High-Tech Development Zone.Wuhan, Hubei, China(430206)

Tel : (0086)027-87384275


Fax: (0086)027-87800889 www.fn-test.com



Immunohistochemistry of paraffin-embedded human testis using FNab06096(PABPC1,PABP antibody) at dilution of 1:50



IP Result of anti-PABPC1,PABP (IP:FNab06096, 4ug; Detection:FNab06096 1:700) with mouse testis tissue lysate 4000ug.



mouse testis tissue were subjected to SDS PAGE followed by western blot with FNab06096(PABPC1,PABP antibody) at dilution of 1:1000

Wuhan Fine Biotech Co., Ltd.

B9 Bld, High-Tech Medical Devices Park, No. 818 GaoxinAve.East Lake High-Tech Development Zone.Wuhan, Hubei, China(430206)

Tel :(0086)027-87384275

Fax: (0086)027-87800889 www.fn-test.com