

anti- ORM1 antibody

Product Information

Catalog No.:	FNab06011
Size:	100µg
Form:	liquid
Purification:	Immunogen affinity purified
Purity:	≥95% as determined by SDS-PAGE
Host:	Rabbit
Clonality:	polyclonal
Clone ID:	None
IsoType:	IgG
Storage:	PBS with 0.02% sodium azide and 50% glycerol pH 7.3, -20°C for 12 months (Avoid repeated freeze / thaw cycles.)

Background

Functions as transport protein in the blood stream. Binds various ligands in the interior of its beta-barrel domain. Also binds synthetic drugs and influences their distribution and availability in the body. Appears to function in modulating the activity of the immune system during the acute-phase reaction.

Immunogen information

Immunogen:	orosomuroid 1
Synonyms:	AGP1
Observed MW:	41-47kd
UniprotID :	P02763

Application

Reactivity:	Human, Mouse
Tested Application:	ELISA, WB, IHC, IP
Recommended dilution:	WB: 1:500-1:2000; IP: 1:200-1:1000; IHC: 1:20-1:200

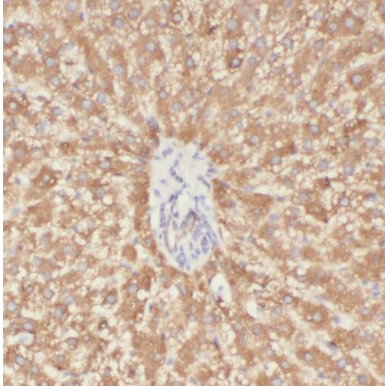
Wuhan Fine Biotech Co., Ltd.

B9 Bld, High-Tech Medical Devices Park, No. 818 Gaoxin Ave. East Lake High-Tech Development Zone. Wuhan, Hubei, China (430206)


Tel : (0086)027-87384275

Fax: (0086)027-87800889 www.fn-test.com

Image:



Immunohistochemistry of paraffin-embedded human liver slide using FNab06011(ORM1 Antibody) at dilution of 1:50



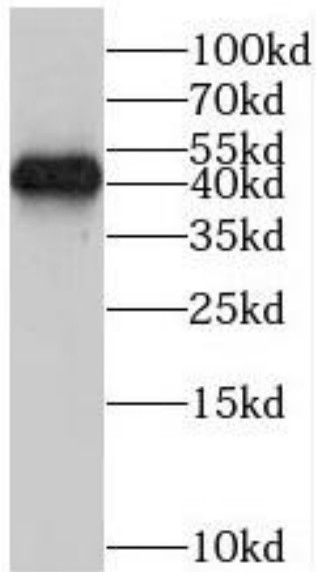
IP Result of anti-ORM1 (IP:FNab06011, 3ug; Detection:FNab06011 1:300) with human plasma lysate 100ug.

Wuhan Fine Biotech Co., Ltd.

B9 Bld, High-Tech Medical Devices Park, No. 818 GaoxinAve.East Lake High-Tech Development Zone.Wuhan, Hubei, China(430206)

Tel : (0086)027-87384275

Fax: (0086)027-87800889 www.fn-test.com



mouse liver tissue were subjected to SDS PAGE followed by western blot with FNab06011(ORM1 antibody) at dilution of 1:1000