

anti- NXN antibody

Product Information

Catalog No.:	FNab05944
Size:	100µg
Form:	liquid
Purification:	Immunogen affinity purified
Purity:	≥95% as determined by SDS-PAGE
Host:	Rabbit
Clonality:	polyclonal
Clone ID:	None
IsoType:	IgG
Storage:	PBS with 0.02% sodium azide and 50% glycerol pH 7.3, -20°C for 12 months (Avoid repeated freeze / thaw cycles.)

Background

It has 3 isoforms produced by alternative splicing. This antibody is specific to NXN.

Immunogen information

Immunogen:	nucleoredoxin
Synonyms:	NRX, nucleoredoxin, NXN, TRG 4
Observed MW:	48 kDa
UniprotID :	Q6DKJ4

Application

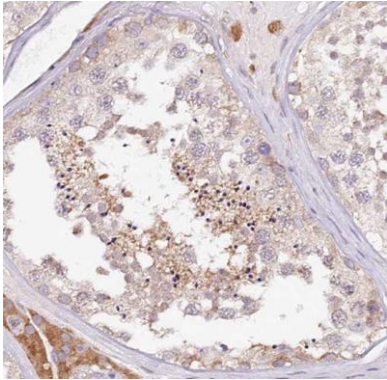
Reactivity:	Human, Mouse, Rat
Tested Application:	ELISA, WB, IHC, IF, IP
Recommended dilution:	WB: 1:500-1:1000; IP: 1:500-1:1000; IHC: 1:20-1:200; IF: 1:10-1:100
Image:	

Wuhan Fine Biotech Co., Ltd.

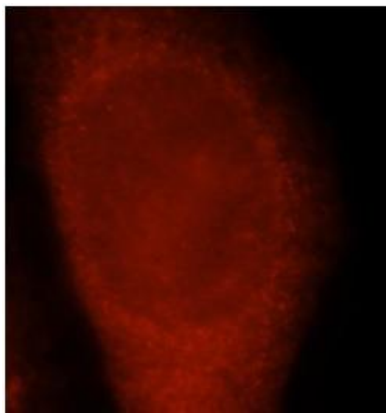
B9 Bld, High-Tech Medical Devices Park, No. 818 GaoxinAve. East Lake High-Tech Development Zone. Wuhan, Hubei, China(430206)

Tel : (0086)027-87384275

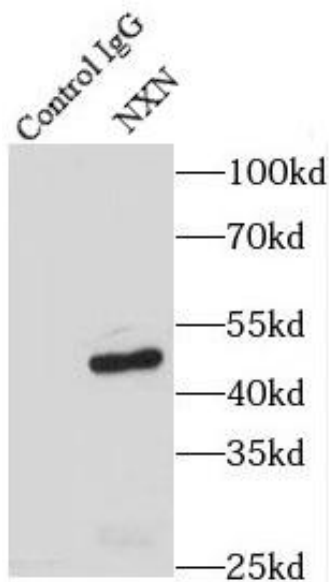
Fax: (0086)027-87800889 www.fn-test.com



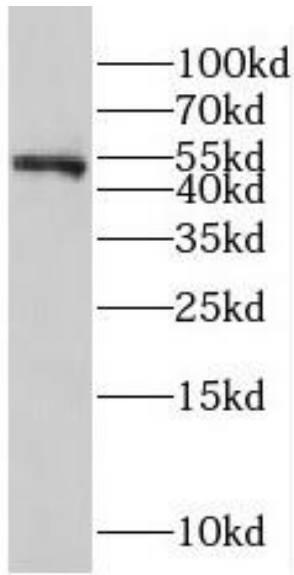
Immunohistochemistry of paraffin-embedded human testis using FNab05944(NXXN antibody) at dilution of 1:50



Immunofluorescent analysis of HepG2 cells, using FNab05944(NXXN antibody) at 1:25 dilution and Rhodamine-labeled goat anti-rabbit IgG (red)



IP Result of anti-NXXN (IP:FNab05944, 4ug; Detection:FNab05944 1:500) with HeLa cells lysate 3200ug.



HeLa cells were subjected to SDS PAGE followed by western blot with FNab05944(NXN antibody) at dilution of 1:400