

## anti- NPHP3 antibody

### Product Information

Catalog No.:	FNab05816
Size:	100µg
Form:	liquid
Purification:	Immunogen affinity purified
Purity:	≥95% as determined by SDS-PAGE
Host:	Rabbit
Clonality:	polyclonal
Clone ID:	None
IsoType:	IgG
Storage:	PBS with 0.02% sodium azide and 50% glycerol pH 7.3, -20°C for 12 months (Avoid repeated freeze / thaw cycles.)

### Background

Required for normal ciliary development and function. Inhibits disheveled-1-induced canonical Wnt-signaling activity and may also play a role in the control of non-canonical Wnt signaling which regulates planar cell polarity. Probably acts as a molecular switch between different Wnt signaling pathways. Required for proper convergent extension cell movements.

### Immunogen information

Immunogen:	nephronophthisis 3(adolescent)
Synonyms:	KIAA2000
Observed MW:	145-151 kDa
UniprotID :	Q7Z494

### Application

Reactivity:	Human, Mouse
Tested Application:	ELISA, WB, IF, IHC, IP
Recommended dilution:	WB: 1:500-1:2000; IP: 1:200-1:1000; IHC: 1:20-1:200; IF: 1:20-1:200

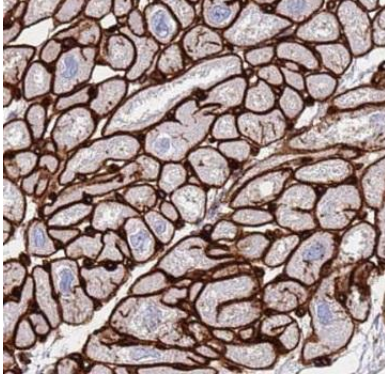
### Wuhan Fine Biotech Co., Ltd.

B9 Bld, High-Tech Medical Devices Park, No. 818 GaoxinAve. East Lake High-Tech Development Zone. Wuhan, Hubei, China(430206)

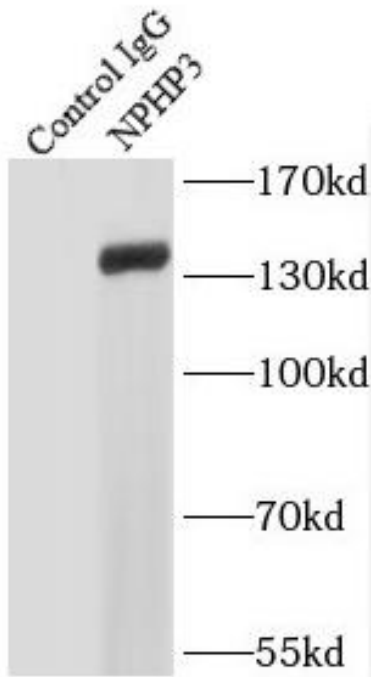
Tel : (0086)027-87384275

Fax: (0086)027-87800889 [www.fn-test.com](http://www.fn-test.com)

Image:



Immunohistochemistry of paraffin-embedded human heart tissue slide using FNab05816(NPHP3 Antibody) at dilution of 1:50




IP Result of anti-NPHP3 (IP:FNab05816, 4ug; Detection:FNab05816 1:1000) with mouse testis tissue lysate 4000ug.

**Wuhan Fine Biotech Co., Ltd.**

B9 Bld, High-Tech Medical Devices Park, No. 818 GaoxinAve. East Lake High-Tech Development Zone. Wuhan, Hubei, China(430206)

Tel : (0086)027-87384275

Fax: (0086)027-87800889 [www.fn-test.com](http://www.fn-test.com)



human testis tissue were subjected to SDS PAGE followed by western blot with FNab05816(NPHP3 antibody) at dilution of 1:500