

anti- NEDD1 antibody

Product Information

| | |
|---------------|---|
| Catalog No.: | FNab05644 |
| Size: | 100µg |
| Form: | liquid |
| Purification: | Immunogen affinity purified |
| Purity: | ≥95% as determined by SDS-PAGE |
| Host: | Rabbit |
| Clonality: | polyclonal |
| Clone ID: | None |
| IsoType: | IgG |
| Storage: | PBS with 0.02% sodium azide and 50% glycerol pH 7.3, -20°C for 12 months (Avoid repeated freeze / thaw cycles.) |

Background

Required for mitosis progression.Promotes the nucleation of microtubules from the spindle.

Immunogen information

| | |
|--------------|---|
| Immunogen: | neural precursor cell expressed, developmentally down-regulated 1 |
| Synonyms: | None |
| Observed MW: | 75 kDa ; 62 kDa |
| UniprotID : | Q8NHV4 |

Application

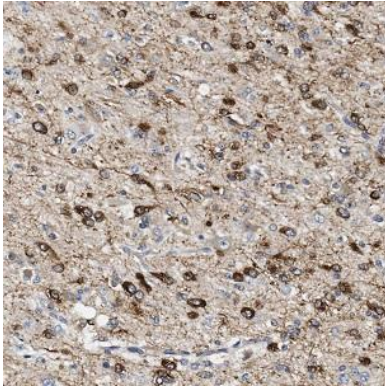
| | |
|-----------------------|---|
| Reactivity: | Human, Mouse, Rat |
| Tested Application: | ELISA, WB, IHC, IP, IF |
| Recommended dilution: | WB: 1:500-1:2000; IP: 1:200-1:2000; IHC: 1:20-1:200; IF: 1:20-1:200 |
| Image: | |

Wuhan Fine Biotech Co., Ltd.

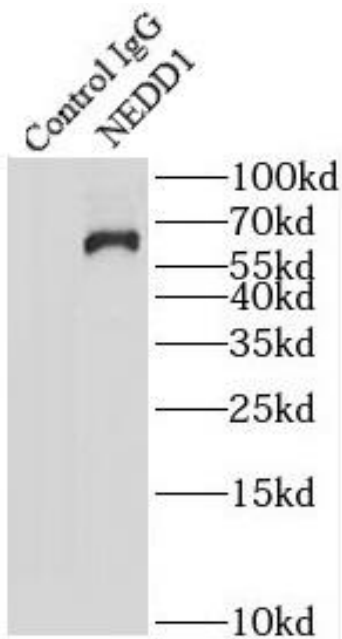
B9 Bld, High-Tech Medical Devices Park, No. 818 GaoxinAve.East Lake High-Tech Development Zone.Wuhan, Hubei, China(430206)

Tel :(0086)027-87384275


Fax: (0086)027-87800889 www.fn-test.com



Immunohistochemistry of paraffin-embedded human gliomas using FNab05644(NEDD1 antibody) at dilution of 1:100



IP Result of anti-NEDD1 (IP:FNab05644, 3ug; Detection:FNab05644 1:800) with HeLa cells lysate 2150ug.



HEK-293 cells were subjected to SDS PAGE followed by western blot with FNab05644(NEDD1 antibody) at dilution of 1:800