

anti- NDUFB7 antibody

Product Information

Catalog No.:	FNab05624
Size:	100µg
Form:	liquid
Purification:	Immunogen affinity purified
Purity:	≥95% as determined by SDS-PAGE
Host:	Rabbit
Clonality:	polyclonal
Clone ID:	None
IsoType:	IgG
Storage:	PBS with 0.02% sodium azide and 50% glycerol pH 7.3, -20°C for 12 months (Avoid repeated freeze / thaw cycles.)

Background

Accessory subunit of the mitochondrial membrane respiratory chain NADH dehydrogenase(Complex I), that is believed not to be involved in catalysis. Complex I functions in the transfer of electrons from NADH to the respiratory chain. The immediate electron acceptor for the enzyme is believed to be ubiquinone.

Immunogen information

Immunogen:	NADH dehydrogenase(ubiquinone) 1 beta subcomplex, 7, 18kDa
Synonyms:	None
Observed MW:	22 kDa
UniprotID :	P17568

Application

Reactivity:	Human, Mouse, Rat
Tested Application:	ELISA, WB, IHC, IP
Recommended dilution:	WB: 1:500-1:2000; IP: 1:200-1:1000; IHC: 1:20-1:200

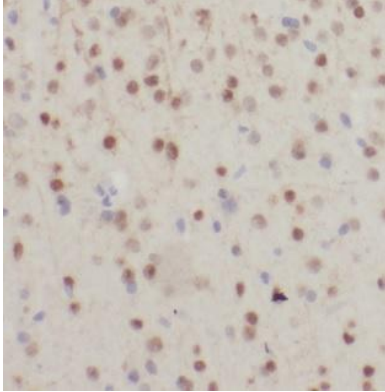
Wuhan Fine Biotech Co., Ltd.

B9 Bld, High-Tech Medical Devices Park, No. 818 GaoxinAve.East Lake High-Tech Development Zone.Wuhan, Hubei, China(430206)

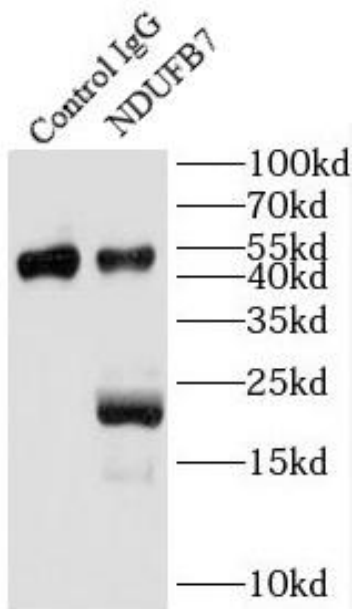
Tel : (0086)027-87384275

Fax: (0086)027-87800889 www.fn-test.com

Image:



Immunohistochemistry of paraffin-embedded human brain using FNab05624(NDUFB7 antibody) at dilution of 1:100



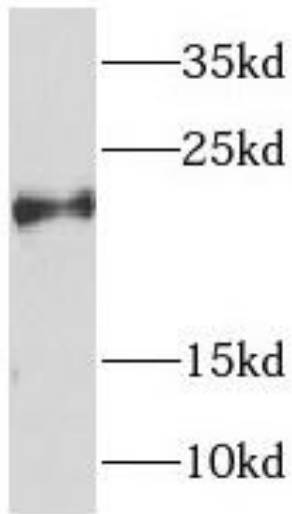
IP Result of anti-NDUFB7 (IP:FNab05624 3ug; Detection:FNab05624 1:500) with mouse brain tissue lysate 2640ug.

Wuhan Fine Biotech Co., Ltd.

B9 Bld, High-Tech Medical Devices Park, No. 818 GaoxinAve. East Lake High-Tech Development Zone. Wuhan, Hubei, China(430206)

Tel : (0086)027-87384275

Fax: (0086)027-87800889 www.fn-test.com



mouse ovary tissue were subjected to SDS PAGE followed by western blot with FNab05624(NDUFB7 antibody) at dilution of 1:500