

anti- MPRIP antibody

Product Information

Catalog No.:	FNab05296
Size:	100µg
Form:	liquid
Purification:	Immunogen affinity purified
Purity:	≥95% as determined by SDS-PAGE
Host:	Rabbit
Clonality:	polyclonal
Clone ID:	None
IsoType:	IgG
Storage:	PBS with 0.02% sodium azide and 50% glycerol pH 7.3, -20°C for 12 months (Avoid repeated freeze / thaw cycles.)

Background

Targets myosin phosphatase to the actin cytoskeleton. Required for the regulation of the actin cytoskeleton by RhoA and ROCK1. Depletion leads to an increased number of stress fibers in smooth muscle cells through stabilization of actin fibers by phosphorylated myosin. Overexpression of MRIP as well as its F-actin-binding region leads to disassembly of stress fibers in neuronal cells.

Immunogen information

Immunogen:	myosin phosphatase Rho interacting protein
Synonyms:	KIAA0864, MRIP, RHOIP3
Observed MW:	116-140 kDa
UniprotID :	Q6WCQ1

Application

Reactivity:	Human, Mouse, Rat
Tested Application:	ELISA, WB, IHC, IF, IP
Recommended dilution:	WB: 1:500-1:1000; IP: 1:500-1:1000; IHC: 1:20-1:200; IF: 1:10-1:100

1

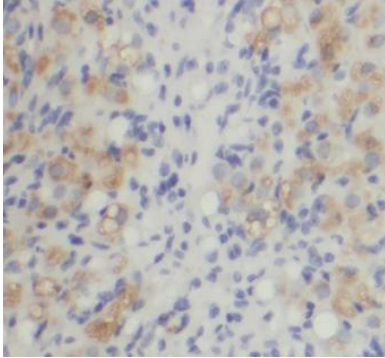
Wuhan Fine Biotech Co., Ltd.

B9 Bld, High-Tech Medical Devices Park, No. 818 GaoxinAve. East Lake High-Tech Development Zone. Wuhan, Hubei, China(430206)

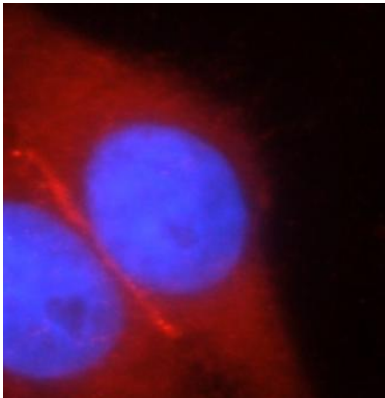
Tel : (0086)027-87384275

Fax: (0086)027-87800889 www.fn-test.com

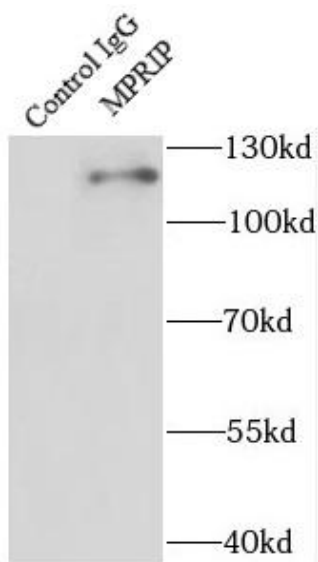
Image:



Immunohistochemistry of paraffin-embedded human ovary using FNab05296(MPRIP antibody) at dilution of 1:100



Immunofluorescent analysis of HeLa cells, using FNab05296(MPRIP antibody) at 1:25 dilution and Rhodamine-labeled goat anti-rabbit IgG (red).



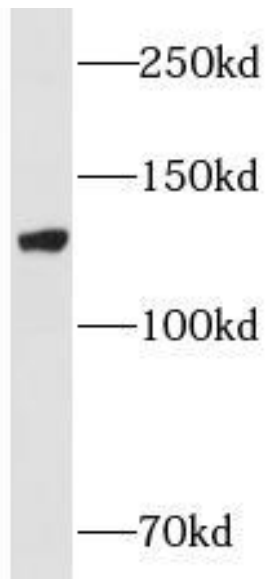
IP Result of anti-MPRIP (IP:FNab05296, 4ug; Detection:FNab05296 1:500) with SKOV-3 cells lysate 2000ug.

Wuhan Fine Biotech Co., Ltd.

B9 Bld, High-Tech Medical Devices Park, No. 818 GaoxinAve. East Lake High-Tech Development Zone. Wuhan, Hubei, China(430206)

Tel : (0086)027-87384275

Fax: (0086)027-87800889 www.fn-test.com



SH-SY5Y cells were subjected to SDS PAGE followed by western blot with FNab05296(MPRIP antibody) at dilution of 1:800