

## anti- MOBKL1A antibody

### Product Information

Catalog No.:	FNab05258
Size:	100µg
Form:	liquid
Purification:	Immunogen affinity purified
Purity:	≥95% as determined by SDS-PAGE
Host:	Rabbit
Clonality:	polyclonal
Clone ID:	None
IsoType:	IgG
Storage:	PBS with 0.02% sodium azide and 50% glycerol pH 7.3, -20°C for 12 months (Avoid repeated freeze / thaw cycles.)

### Background

None

### Immunogen information

Immunogen:	MOB1, Mps One Binder kinase activator-like 1A(yeast)
Synonyms:	None
Observed MW:	25 kDa
UniprotID :	Q9H8S9

### Application

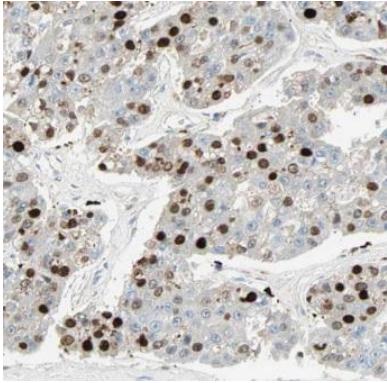
Reactivity:	Human, Mouse, Rat
Tested Application:	ELISA, WB, IHC, IP
Recommended dilution:	WB: 1:500-1:2000; IP: 1:200-1:1000; IHC: 1:20-1:200
Image:	

### Wuhan Fine Biotech Co., Ltd.

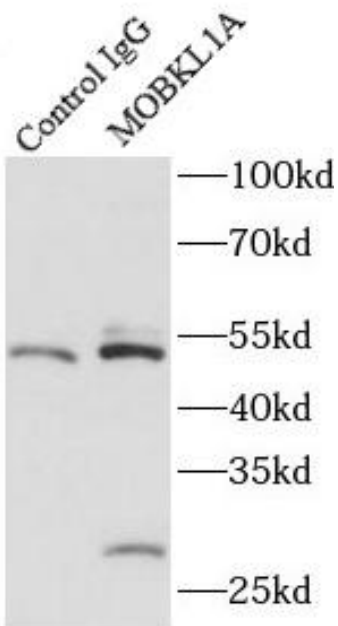
B9 Bld, High-Tech Medical Devices Park, No. 818 GaoxinAve.East Lake High-Tech Development Zone.Wuhan, Hubei, China(430206)

Tel : (0086)027-87384275


Fax: (0086)027-87800889 [www.fn-test.com](http://www.fn-test.com)



Immunohistochemistry of paraffin-embedded human pancreas cancer using FNab05258(MOBKL1A antibody) at dilution of 1:100



IP Result of anti-MOBKL1A (IP:FNab05258, 4ug; Detection:FNab05258 1:1000) with Jurkat cells lysate 2800ug.



Jurkat cells were subjected to SDS PAGE followed by western blot with FNab05258(MOBKL1A antibody) at dilution of 1:500