

anti- MLYCD antibody

Product Information

Catalog No.:	FNab05225
Size:	100µg
Form:	liquid
Purification:	Immunogen affinity purified
Purity:	≥95% as determined by SDS-PAGE
Host:	Rabbit
Clonality:	polyclonal
Clone ID:	None
IsoType:	IgG
Storage:	PBS with 0.02% sodium azide and 50% glycerol pH 7.3, -20°C for 12 months (Avoid repeated freeze / thaw cycles.)

Background

Catalyzes the conversion of malonyl-CoA to acetyl-CoA. In the fatty acid biosynthesis MCD selectively removes malonyl-CoA and thus assures that methyl-malonyl-CoA is the only chain elongating substrate for fatty acid synthase and that fatty acids with multiple methyl side chains are produced. In peroxisomes it may be involved in degrading intraperoxisomal malonyl-CoA, which is generated by the peroxisomal beta-oxidation of odd chain-length dicarboxylic fatty acids. Plays a role in the metabolic balance between glucose and lipid oxidation in muscle independent of alterations in insulin signaling. May play a role in controlling the extent of ischemic injury by promoting glucose oxidation.

Immunogen information

Immunogen:	malonyl-CoA decarboxylase
Synonyms:	None
Observed MW:	50kd,55kd,66kd
UniprotID :	O95822

Application

Wuhan Fine Biotech Co., Ltd.

B9 Bld, High-Tech Medical Devices Park, No. 818 Gaoxin Ave. East Lake High-Tech Development Zone. Wuhan, Hubei, China (430206)

Tel : (0086)027-87384275

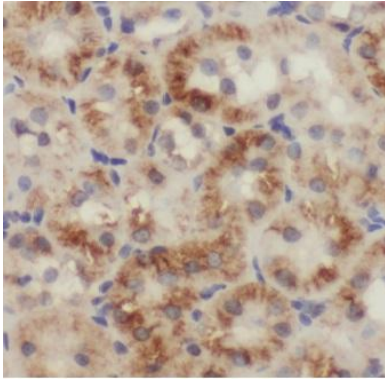
Fax: (0086)027-87800889 www.fn-test.com

Reactivity: Human, Mouse, Rat

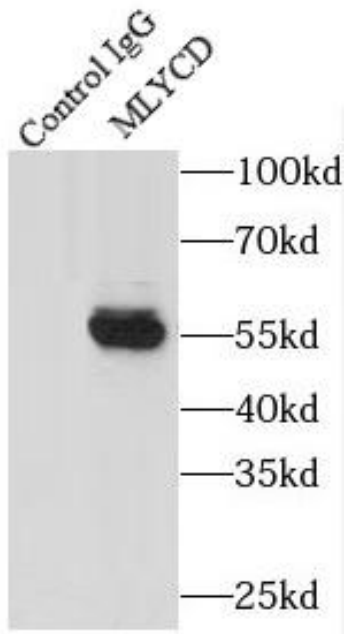
Tested Application: ELISA, WB, IHC, IF, IP

Recommended dilution: WB: 1:500-1:2000; IP: 1:200-1:1000; IHC: 1:20-1:200; IF: 1:20-1:200

Image:



Immunohistochemistry of paraffin-embedded human kidney using FNab05225(MLYCD antibody) at dilution of 1:50




IP Result of anti-MLYCD (IP:FNab05225, 4ug; Detection:FNab05225 1:500) with mouse heart tissue lysate 5000ug.

Wuhan Fine Biotech Co., Ltd.

B9 Bld, High-Tech Medical Devices Park, No. 818 GaoxinAve.East Lake High-Tech Development Zone.Wuhan, Hubei, China(430206)

Tel : (0086)027-87384275

Fax: (0086)027-87800889 www.fn-test.com



human testis tissue were subjected to SDS PAGE followed by western blot with FNab05225(MLYCD antibody) at dilution of 1:400