

anti- MCM2 antibody

Product Information

Catalog No.:	FNab05056
Size:	100µg
Form:	liquid
Purification:	Immunogen affinity purified
Purity:	≥95% as determined by SDS-PAGE
Host:	Rabbit
Clonality:	polyclonal
Clone ID:	None
IsoType:	IgG
Storage:	PBS with 0.02% sodium azide and 50% glycerol pH 7.3, -20°C for 12 months (Avoid repeated freeze / thaw cycles.)

Background

Acts as component of the MCM2-7 complex(MCM complex) which is the putative replicative helicase essential for 'once per cell cycle' DNA replication initiation and elongation in eukaryotic cells. The active ATPase sites in the MCM2-7 ring are formed through the interaction surfaces of two neighboring subunits such that a critical structure of a conserved arginine finger motif is provided in trans relative to the ATP-binding site of the Walker A box of the adjacent subunit. The six ATPase active sites, however, are likely to contribute differentially to the complex helicase activity. Required for the entry in S phase and for cell division.

Immunogen information

Immunogen:	minichromosome maintenance complex component 2
Synonyms:	BM28, CCNL1, CDCL1, KIAA0030
Observed MW:	116-125 kDa
UniprotID :	P49736

Application

Reactivity:	Human, Mouse, Rat
-------------	-------------------

Wuhan Fine Biotech Co., Ltd.

B9 Bld, High-Tech Medical Devices Park, No. 818 GaoxinAve.East Lake High-Tech Development Zone.Wuhan, Hubei, China(430206)

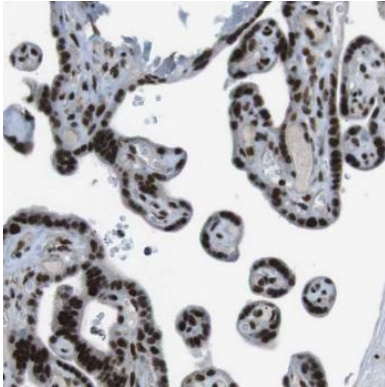
Tel :(0086)027-87384275

Fax: (0086)027-87800889 www.fn-test.com

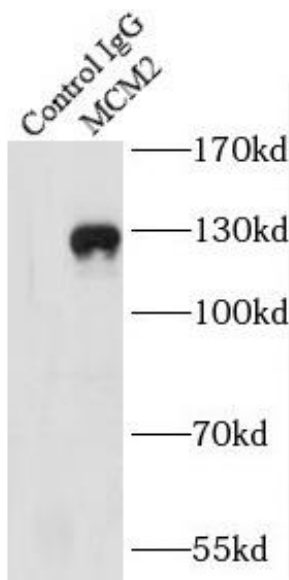
Tested Application: ELISA, WB, IHC, IP

Recommended dilution: WB: 1:500-1:2000; IP: 1:500-1:1000; IHC: 1:20-1:200

Image:



Immunohistochemistry of paraffin-embedded human placenta tissue slide using FNab05056(MCM2 Antibody) at dilution of 1:50




IP Result of anti-MCM2 (IP:FNab05056, 4ug; Detection:FNab05056 1:800) with HEK-293 cells lysate 2800ug.

Wuhan Fine Biotech Co., Ltd.

B9 Bld, High-Tech Medical Devices Park, No. 818 GaoxinAve. East Lake High-Tech Development Zone. Wuhan, Hubei, China(430206)

Tel : (0086)027-87384275

Fax: (0086)027-87800889 www.fn-test.com



K-562 cells were subjected to SDS PAGE followed by western blot with FNab05056(MCM2 antibody) at dilution of 1:1000

Wuhan Fine Biotech Co., Ltd.

B9 Bld, High-Tech Medical Devices Park, No. 818 GaoxinAve. East Lake High-Tech Development Zone. Wuhan, Hubei, China(430206)

Tel : (0086)027-87384275

Fax: (0086)027-87800889 www.fn-test.com