

anti- MCC antibody

Product Information

| | |
|---------------|-----------------------------------------------------------------------------------------------------------------|
| Catalog No.: | FNab05046 |
| Size: | 100µg |
| Form: | liquid |
| Purification: | Immunogen affinity purified |
| Purity: | ≥95% as determined by SDS-PAGE |
| Host: | Rabbit |
| Clonality: | polyclonal |
| Clone ID: | None |
| IsoType: | IgG |
| Storage: | PBS with 0.02% sodium azide and 50% glycerol pH 7.3, -20°C for 12 months (Avoid repeated freeze / thaw cycles.) |

Background

Candidate for the putative colorectal tumor suppressor gene located at 5q21. Suppresses cell proliferation and the Wnt/b-catenin pathway in colorectal cancer cells. Inhibits DNA binding of b-catenin/TCF/LEF transcription factors. Involved in cell migration independently of RAC1, CDC42 and p21-activated kinase (PAK) activation (PubMed:18591935, PubMed:19555689, PubMed:22480440). Represses the beta-catenin pathway (canonical Wnt signaling pathway) in a CCAR2-dependent manner by sequestering CCAR2 to the cytoplasm, thereby impairing its ability to inhibit SIRT1 which is involved in the deacetylation and negative regulation of beta-catenin (CTNB1) transcriptional activity (PubMed:24824780).

Immunogen information

| | |
|--------------|-------------------------------|
| Immunogen: | mutated in colorectal cancers |
| Synonyms: | None |
| Observed MW: | 98 kDa ; 113-118 kDa |
| UniprotID : | P23508 |

Application

Wuhan Fine Biotech Co., Ltd.

B9 Bld, High-Tech Medical Devices Park, No. 818 Gaoxin Ave. East Lake High-Tech Development Zone. Wuhan, Hubei, China (430206)

Tel : (0086)027-87384275

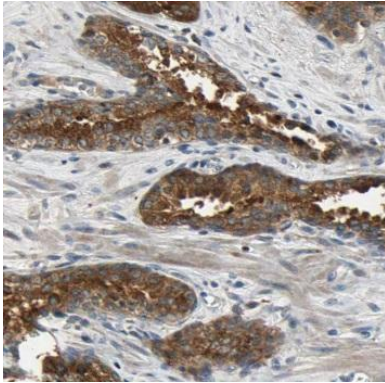
Fax: (0086)027-87800889 www.fn-test.com

Reactivity: Human, Mouse

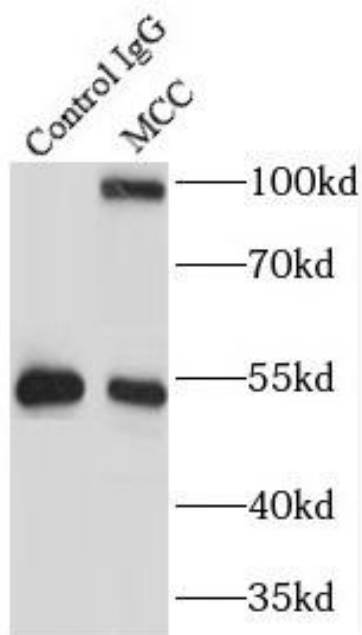
Tested Application: ELISA, IHC, IP, WB, IF

Recommended dilution: WB: 1:500-1:2000; IP: 1:200-1:1000; IHC: 1:20-1:200; IF: 1:20-1:200

Image:



Immunohistochemistry of paraffin-embedded human prostate cancer using FNab05046(MCC antibody) at dilution of 1:100




IP Result of anti-MCC (IP:FNab05046, 3ug; Detection:FNab05046 1:500) with PC-3 cells lysate 5000ug.

Wuhan Fine Biotech Co., Ltd.

B9 Bld, High-Tech Medical Devices Park, No. 818 GaoxinAve.East Lake High-Tech Development Zone.Wuhan, Hubei, China(430206)

Tel : (0086)027-87384275

Fax: (0086)027-87800889 www.fn-test.com



human brain tissue were subjected to SDS PAGE followed by western blot with FNab05046(MCC antibody) at dilution of 1:500