

## anti- MBIP antibody

### Product Information

Catalog No.:	FNab05038
Size:	100µg
Form:	liquid
Purification:	Immunogen affinity purified
Purity:	≥95% as determined by SDS-PAGE
Host:	Rabbit
Clonality:	polyclonal
Clone ID:	None
IsoType:	IgG
Storage:	PBS with 0.02% sodium azide and 50% glycerol pH 7.3, -20°C for 12 months (Avoid repeated freeze / thaw cycles.)

### Background

Inhibits the MAP3K12 activity to induce the activation of the JNK/SAPK pathway. Component of the ATAC complex, a complex with histone acetyltransferase activity on histones H3 and H4.

### Immunogen information

Immunogen:	MAP3K12 binding inhibitory protein 1
Synonyms:	MBIP, MUK binding inhibitory protein
Observed MW:	39 kDa
UniprotID :	Q9NS73

### Application

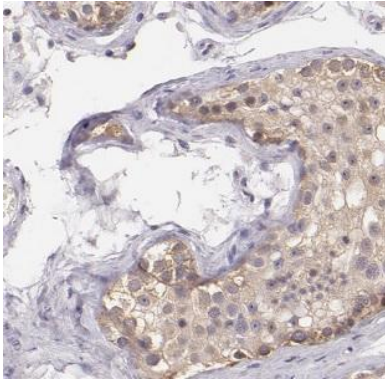
Reactivity:	Human
Tested Application:	ELISA, WB, IHC, IP
Recommended dilution:	WB: 1:500-1:1000; IP: 1:200-1:1000; IHC: 1:20-1:200
Image:	

### Wuhan Fine Biotech Co., Ltd.

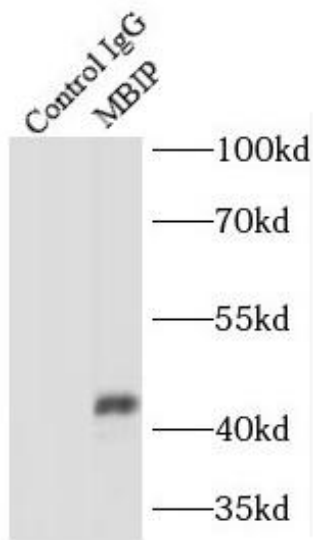
B9 Bld, High-Tech Medical Devices Park, No. 818 GaoxinAve. East Lake High-Tech Development Zone. Wuhan, Hubei, China(430206)

Tel : (0086)027-87384275

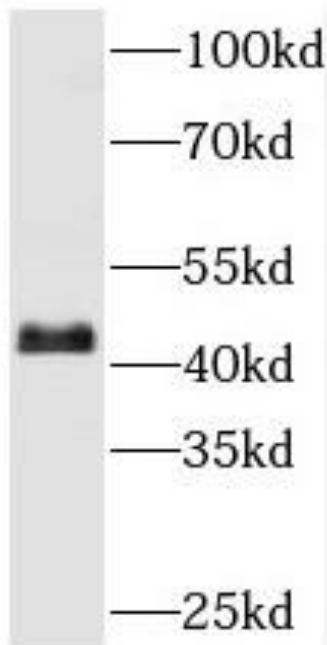
Fax: (0086)027-87800889 [www.fn-test.com](http://www.fn-test.com)



Immunohistochemistry of paraffin-embedded human testis tissue slide using FNab05038(MBIP Antibody) at dilution of 1:50



IP Result of anti-MBIP (IP:FNab05038, 4ug; Detection:FNab05038 1:300) with HEK-293 cells lysate 2800ug.



HEK-293 cells were subjected to SDS PAGE followed by western blot with FNab05038(MBIP antibody) at dilution of 1:300