

## anti- LHPP antibody

### Product Information

Catalog No.:	FNab04769
Size:	100µg
Form:	liquid
Purification:	Immunogen affinity purified
Purity:	≥95% as determined by SDS-PAGE
Host:	Rabbit
Clonality:	polyclonal
Clone ID:	None
IsoType:	IgG
Storage:	PBS with 0.02% sodium azide and 50% glycerol pH 7.3, -20°C for 12 months (Avoid repeated freeze / thaw cycles.)

### Background

Phosphatase that hydrolyzes imidodiphosphate, 3-phosphohistidine and 6-phospholysine. Has broad substrate specificity and can also hydrolyze inorganic diphosphate, but with lower efficiency(By similarity).

### Immunogen information

Immunogen:	phospholysinephosphohistidine inorganic pyrophosphate phosphatase
Synonyms:	hLHPP, LHPP
Observed MW:	29kd
UniprotID :	Q9H008

### Application

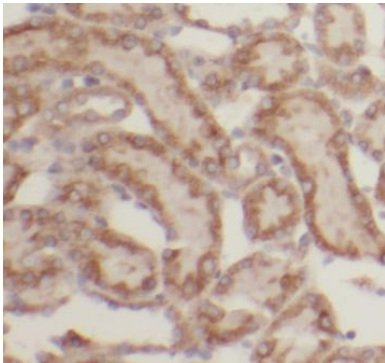
Reactivity:	Human, Mouse, Rat
Tested Application:	ELISA, WB, IHC, IF
Recommended dilution:	WB: 1:1000-1:4000; IHC: 1:50-1:500; IF: 1:10-1:100
Image:	

### Wuhan Fine Biotech Co., Ltd.

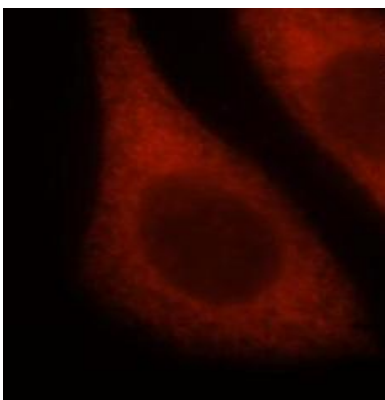
B9 Bld, High-Tech Medical Devices Park, No. 818 GaoxinAve.East Lake High-Tech Development Zone.Wuhan, Hubei, China(430206)

Tel : (0086)027-87384275

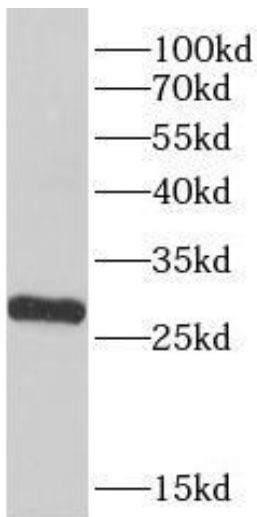
Fax: (0086)027-87800889 [www.fn-test.com](http://www.fn-test.com)



Immunohistochemistry of paraffin-embedded human kidney using FNab04769(LHPP antibody) at dilution of 1:100



Immunofluorescent analysis of HeLa cells, using LHPP antibody FNab04769 at 1:25 dilution and Rhodamine-labeled goat anti-rabbit IgG (red)



human brain tissue were subjected to SDS PAGE followed by western blot with FNab04769(LHPP antibody) at dilution of 1:500

**Wuhan Fine Biotech Co., Ltd.**

B9 Bld, High-Tech Medical Devices Park, No. 818 GaoxinAve. East Lake High-Tech Development Zone. Wuhan, Hubei, China(430206)

Tel : (0086)027-87384275

Fax: (0086)027-87800889 [www.fn-test.com](http://www.fn-test.com)