

anti- LEPR antibody

Product Information

Catalog No.:	FNab04751
Size:	100µg
Form:	liquid
Purification:	Immunogen affinity purified
Purity:	≥95% as determined by SDS-PAGE
Host:	Rabbit
Clonality:	polyclonal
Clone ID:	None
IsoType:	IgG
Storage:	PBS with 0.02% sodium azide and 50% glycerol pH 7.3, -20°C for 12 months (Avoid repeated freeze / thaw cycles.)

Background

LEPR plays an important role in the regulation of glucose homeostasis via feeding and adiposity. Alternatively spliced transcript variants encoding different isoforms of LEPR have been described. This antibody can recognize long (LEPRb) and short (LEPRa,c,d) isoforms.

Immunogen information

Immunogen:	leptin receptor
Synonyms:	CD295, DB, HuB219, LEP R, LEPR, leptin receptor, OB R, OB receptor, OBR
Observed MW:	150 kDa
Uniprot ID :	P48357

Application

Reactivity:	Human, Mouse, Rat
Tested Application:	ELISA, IHC, IF, WB
Recommended dilution:	WB: 1:500-1:2000; IHC: 1:50-1:200; IF: 1:10-1:100

Wuhan Fine Biotech Co., Ltd.

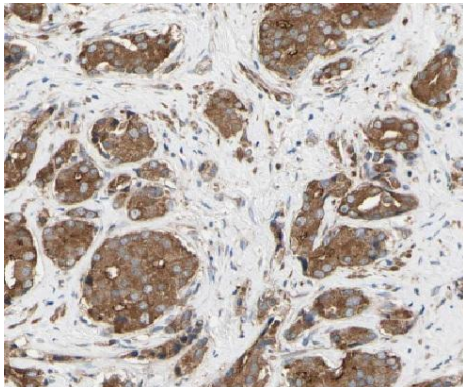
B9 Bld, High-Tech Medical Devices Park, No. 818 Gaoxin Ave. East Lake High-Tech Development Zone. Wuhan, Hubei, China(430206)

Tel : (0086)027-87384275

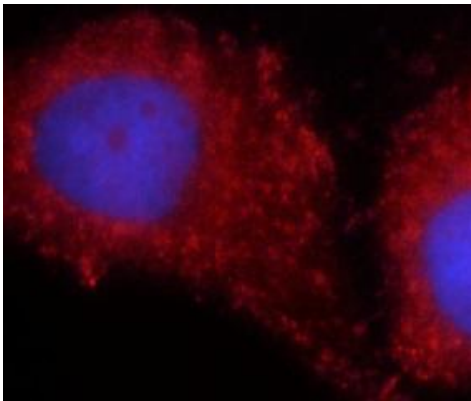
Fax: (0086)027-87800889

www.fn-test.com


Image:



Immunohistochemistry of paraffin-embedded human prostate hyperplasia using FNab04751 (LEPR antibody) at dilution of 1:50



Immunofluorescent analysis of MCF-7 cells using FNab04751 (LEPR antibody) at dilution of 1:25 and Rhodamine-Goat anti-Rabbit IgG



mouse heart tissue were subjected to SDS PAGE followed by western blot with FNab04751 (LEPR Antibody) at dilution of 1:1000

Wuhan Fine Biotech Co., Ltd.

B9 Bld, High-Tech Medical Devices Park, No. 818 Gaoxin Ave. East Lake High-Tech Development Zone. Wuhan, Hubei, China (430206)

Tel : (0086)027-87384275

Fax: (0086)027-87800889

www.fn-test.com